


Increasing End-of-Year Student Engagement

EVERFI

Erica Hart and Lauren Pingul

May 7th, 2019



Poll Question

What grade level do you work with?

(check all that apply)

Elementary

Middle School

High School

Speakers



Erica Hart

Former K-8 Technology and High
School Business Teacher

EVERFI Schools Manager



Lauren Pingul

Former Teacher and Middle
School Administrator

EVERFI Senior Schools Manager

Today's Agenda

1

About EVERFI

2

Finding the Right Fit

3

Lesson Planning Tools

4

Dashboard Refresher

5

Questions?

We are

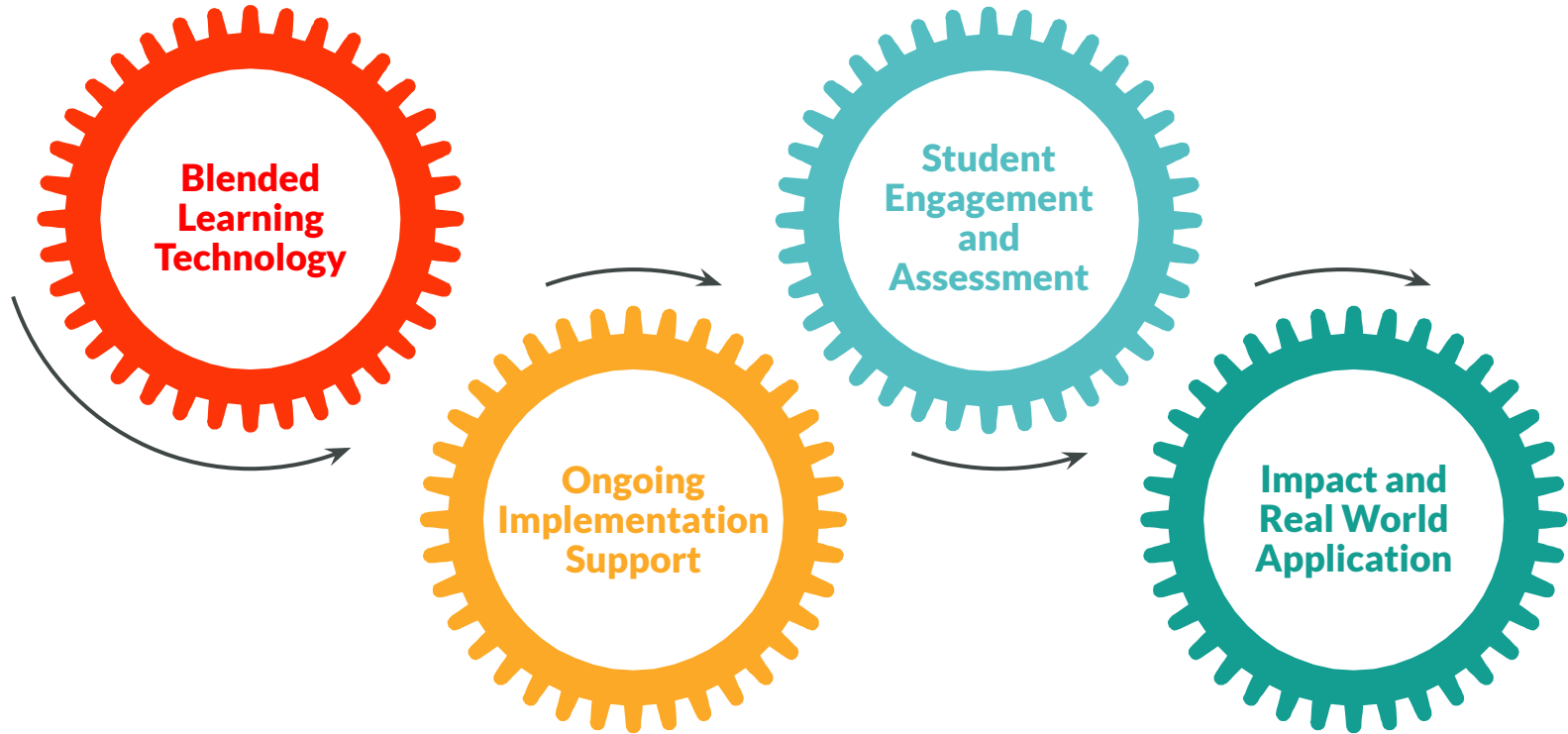
EVERFI



Real World Learning Skills



Student Engagement Made Easy



EVERFI Impact Nationwide



2.4 million
students



19,700
unique schools



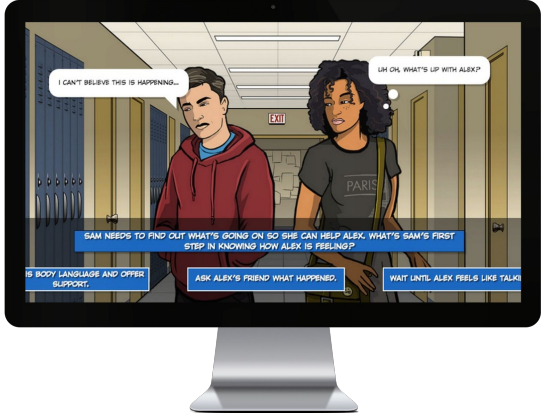
6.8 million
hours of learning

1 in 6 public schools use EVERFI's digital lessons



**Finding the
Right Fit**

Lauren's Experience



Financial Education	STEM & Career Exploration	Social Emotional Learning	Health & Wellness	Summer Learning	Cultural Literacy
Vault Understanding Money 4-6 th Grade	Future Goals Hockey Scholar - Math + Science Editions 4-7 th Grade	The Compassion Project 2nd-4 th Grade	Healthier Me Nutrition & Wellness 1st-4 th Grade & 6-8 th Grade	Summer Slugger Math & Literacy 4-5 th Grade	306 African-American History 9-12 th Grade
FutureSmart 6-8 th Grade	Ignition Digital Citizenship 6-9 th Grade	Character Playbook Character Education 7-9 th Grade	Mental Wellness Basics 8-10 th Grade		
Venture Entrepreneurial Expedition 7-10 th Grade	Endeavor STEM Literacy & Career Exploration 7-9 th Grade	Honor Code Bullying Prevention 8-10 th Grade	AlcoholEdu 9-12 th Grade		
EVERFI Financial Literacy 9-12 th Grade	Keys To Your Future College & Career 9-12 th Grade	Say Something Sandy Hook Promise 9-12 th Grade	R_x Drug Safety 9-12 th Grade		

Poll Question

Which course vertical(s) are you excited to use to increase student engagement at the end of the school year?

(check all that apply)

Here are resources to make this super easy for you

- [Sample Lesson Plan](#)
- [Lesson Plan Template/Launch Deck](#)
- Student Certificates
- Extension Lesson Plans/Teacher Resource Center

Sample FutureSmart Lesson Plan

Future Smart

File Edit View Tools Help

100% View only

Share

[Teacher name]	[Subject]	[Date]
Mrs. Linvert	8th Grade FACS	5 days

[Objectives]	[Materials]
<ul style="list-style-type: none">• SWBAT determine the difference between needs vs. wants.• SWBAT help citizens of the town to develop smart money habits.• SWBAT customize a spending plan for their individual needs and wants.• SWBAT budget for weekly, monthly and yearly expenses.• SWBAT distinguish the different terms used in paychecks and taxes.• SWBAT reflect upon their own goals for careers and their financial future.	<ul style="list-style-type: none">• Chromebooks• Everfi.com• Headphones• Calculator

[Common Core State Standards]

- 11.1.8.B. Know the relationship of the components of a simple spending plan and how that relationship allows for managing income, expenses and savings.
- 11.1.9.B. Explain the responsibilities associated with managing personal finances (e.g., savings, checking, credit, noncash systems, investments, insurance).
- 11.1.9.F. Evaluate different strategies to obtain consumer goods and services.
- 11.1.8.A. Relate careers to individual interests, abilities, and aptitudes.
- 11.1.8.B. Relate careers to personal interests, abilities and aptitudes.
- 11.1.8.C. Explain how both traditional and nontraditional careers offer or hinder career opportunities.
- 11.1.8.D. Explain the relationship of career training programs to employment opportunities.
- 11.1.8.E. Analyze the economic factors that impact employment opportunities, such as, but not limited to: Competition, Geographic location, Global influences, Job growth, Job openings, Labor supply, Potential advancement, Potential earnings, Salaries/benefits, Unemployment
- 11.1.8.F. Analyze the relationship of school subjects, extracurricular activities, and community experiences to career preparation.
- 11.1.8.G. Create an individualized career plan including, such as, but not limited to: Assessment and continued development of career portfolio, Career goals Cluster/pathway opportunities, Individual interests and abilities, Training/education requirements and financing
- 11.1.8.H. Choose personal electives and extra curricular activities based upon personal career interests, abilities and academic strengths

Lesson Plan Template and Launch PPT

[Lesson]

Lesson Prep: Teacher will replace the highlighted text on Slide 6 of the [Student Launch Deck](#) with the class code already created.

Students will register and join Everfi using the [Student Launch Deck](#). Students will have chromebooks and headsets. Students will work through the [COURSE] lesson(s), [LESSON NAMES].

[LESSON DETAIL AND/OR EXTENSION ACTIVITIES]

Students will work at their own pace, reading, listening, answering questions and playing fun educational games. Students will have [TIME FRAME] to finish the program. Students will be quizzed throughout the modules. Students will receive a [COURSE] certificate after finishing the course.

EVERFI

Student Account Registration

3 Enter class code your teacher gives you:



The screenshot shows the Everfi registration interface. At the top, it says 'EVERFI' and 'Education is Evolving'. Below that, there's a 'Register' button and a 'Next' button. A red arrow points to the 'Next' button, with the text 'Click "Next"'. Below the arrow, there's a yellow box with the text 'Enter Class Code'. At the bottom, there's a red box with the text 'TYPE THE CLASS CODE YOU CREATED HERE'.

4 Enter your birthday



The screenshot shows the Everfi registration interface. At the top, it says 'EVERFI' and 'Student/Learner' and 'K12 Teacher'. Below that, there's a 'Birthdate' field with a dropdown menu for the month (January), a dropdown for the day (1), and a dropdown for the year (2012). Below the birthdate field, there's a 'First Name' field, a 'Last Initial' field, a 'Username' field, a 'Create a Password' field, and a 'Retype Password' field. At the bottom, there's a checkbox for 'Show password'.



This certificate hereby confirms that

Your Student Scholar

has been certified through the

Financial Literacy

A handwritten signature in black ink that reads "James M. Davis".

Co-Founder & Chief Executive Officer, EVERFI

MacMillan | FutureSmart

EVERFI

Future Goals: Hockey Scholar – Science Edition

[Home](#) / [Course Resources](#) / [Future Goals: Hockey Scholar – Science Edition](#)

Course Resources

[Answer Keys](#)

[Companion Guides](#)

[Course Outline](#)

[FAQ](#)

[Glossary](#)

[Lesson Plans & Student Lab Packets](#)

[Parent Letter](#)

[Standards Alignment](#)

[Transcripts](#)

[Curriculum Guide](#)

Login

<http://www.everfi.com/login>

Sign In

[Forgot password?](#)

Your Dashboard

Dashboard Classes and Codes Reports Students Resources

Invite a Teacher Help Teacher Of the Year

Courses +

MassMutual Foundation FutureSmart

MassMutual Foundation FutureSmart

CLASSES REPORTS

CREATE CLASS VIEW COURSE

How to Create a Class

Additional Courses

Tips and Tricks

- Teacher Center Tour
- Getting Students Started
- Course Standards Alignments
- Troubleshooting Tips
- Contact Tech Support

Your School Info

Your School Name
City, State

Questions, comments, feedback? Contact Hunter Gros at
hunter@everfi.com

Teacher Resource Center

Character Playbook is an innovative digital course that uses evidence-based strategies to educate students on how to cultivate and maintain healthy relationships during their critical middle school years. It is comprised of six modules that cover key concepts around positive development, social-emotional learning (SEL), and building healthy relationships. The course allows students to engage with true-to-life scenarios that include bystander intervention strategies and positive relationship examples.

Character Playbook Course Resources

[Character Playbook Course Outline](#)

[Character Playbook Curriculum Guide](#)

[Character Playbook Parent Discussion Guide](#)

[Character Playbook Posters](#)

[Healthy Relationships Assessments + Answer Keys](#)

[Healthy Relationships Complementary Resources](#)

[Healthy Relationships Implementation Guide](#)

[Healthy Relationships Lesson Plans](#)

[Healthy Relationships Standards Alignment](#)

Popular Knowledge Base Articles

- > [Creating a Class Registration Code](#)
- > [Resetting Instructor Passwords](#)
- > [Student Registration](#)
- > [What should I do if I experience technical difficulties?](#)
- > [Using the K12 Teacher Resource Center](#)

Lesson Plan: Financing Higher Education (Module 5)

Strategy for this lesson:

<input type="checkbox"/> Experiential Exercise	Grade Level: 9-12
<input type="checkbox"/> Problem Solving Group Work	Topic: Financing Higher Education
<input checked="" type="checkbox"/> Response Group	Standard: See EverFi's Financial Literacy Standards Alignment at www.EverFi.com/Standards
<input type="checkbox"/> Skill Builder	Common Core Alignment: See below. For more information about EverFi's CCSS Alignment, visit www.EverFi.com/Standards
<input type="checkbox"/> Visual Discovery	
<input checked="" type="checkbox"/> Writing for Understanding	

Visual Discovery - Students view, touch, interpret, and bring to life compelling images, turning what is a passive, teacher-centered activity – lecturing – into a dynamic, participative experience.

Skill Builder - This strategy turns the traditional, rote tasks usually associated with skill-based worksheets into more dynamic, interactive activities.

Experiential Exercises - These short, memorable activities make abstract ideas or remote events accessible and meaningful by tapping into intrapersonal and body-kinesthetic intelligences.

Writing for Understanding - Writing for Understanding activities give all learners, even those with lesser linguistic skills, something memorable to write about.

Response Groups - This strategy helps students grapple with the ambiguities of issues in social sciences, recognize the complexity of historical events, and discuss the consequences of public policies.

Problem Solving Groupwork - This strategy teaches students the skills necessary to work together successfully in small groups, both in the classroom and later in life.

Lesson Time: Approximately 75 minutes + 45 minutes homework

Overview: This lesson is designed to give students a better understanding of the overall costs and benefits of continuing education beyond high school and to explore career options. Students will analyze various payment methods that are available to prospective students, including Federal Pell grants, federal loans, private loans, scholarships and grants. Students will explore a sample FAFSA from and Mastery Promissory Note as part of the EverFi module, and review the implications of borrowing to pay for college. As part of the supplemental in-class lesson, students will engage in small group discussion and respond to a case study to determine what they feel is the best course of action for a fictional student. Student will then reflect on their own decisions and future goals and share out their conclusions.

Creating a Class

The screenshot displays the EverFI dashboard. At the top right, there are buttons for 'Invite a Teacher', 'Help', and a dropdown for 'Teacher Of the Year'. The main navigation bar includes 'Dashboard', 'Classes and Codes', 'Reports', 'Students', and 'Resources'. The central area is titled 'Courses +' and contains a grid of four buttons: 'CLASSES', 'REPORTS', 'CREATE CLASS', and 'VIEW COURSE'. A large blue plus sign and the text 'Additional Courses' are centered in a box to the right of the grid. A black arrow points to the 'CREATE CLASS' button, which has a link below it that says 'How to Create a Class'. On the right side, there are two panels: 'Tips and Tricks' with a list of five items (Teacher Center Tour, Getting Students Started, Course Standards Alignments, Troubleshooting Tips, Contact Tech Support) and 'Your School Info' with fields for school name, city/state, and contact information.

Dashboard

Classes and Codes

Reports

Students

Resources

Invite a Teacher

Help

Teacher Of the Year

Courses +

MassMutual Foundation | FutureSmart

MassMutual | FutureSmart

CLASSES

REPORTS

CREATE CLASS

VIEW COURSE

Additional Courses

Tips and Tricks

- Teacher Center Tour
- Getting Students Started
- Course Standards Alignments
- Troubleshooting Tips
- Contact Tech Support

Your School Info

Your School Name
City, State

Questions, comments, feedback? Contact Hunter
Gros at
hunter@everfi.com

How to Create a Class

re **Create Class** ×

What course will this class be using?

FutureSmart

What do you want to call this class?

Class Name

What month will your students start using this course?

Will this same class be using this course past July, 2017?

No

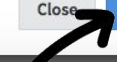
How many students will be in this class?

Fewer than 15

What are the grade levels of this class? [?](#)

Grade level

Close Save



Courses + (click to see additional)

Ignition Digital Literacy and Responsibility

EVERFI



CLASSES



REPORTS



CREATE CLASS



VIEW COURSE

How to Create a Class

Delete Course

3

E



CLASSES



REPORTS



CREATE CLASS



DEMO VIDEO

How to Create a Class

Delete Course



CLASSES



REPORTS



CREATE CLASS



VIEW COURSE

How to Create a Class

Delete Course

Awesome. Class code(s) are all ready: ✕

306: Getting students started is easy. If they're already registered, just have them enter this code: **39d36709** to their dashboard.

If they're not already registered, they can simply go to everfi.com/register to get started.

Close

Invite a Teacher

Help

Teacher Of the Year

Dashboard

Classes and Codes

Reports

Students

Resources


Courses +

MassMutual Foundation | FutureSmart

MassMutual Foundation | FutureSmart

 CLASSES	 REPORTS
 CREATE CLASS	 VIEW COURSE

How to Create a Class



Additional Courses

Tips and Tricks

-  Teacher Center Tour
-  Getting Students Started
-  Course Standards Alignments
-  Troubleshooting Tips
-  Contact Tech Support

Your School Info

Your School Name
City, State

Questions, comments, feedback? Contact Hunter
Gros at

 hunter@everfi.com

Student Registration

everfi.com/login

- ▶ Click Register
- ▶ Enter Course Code

Register

Student/Learner | K12 Teacher

Registration Code ?

Next

Already have an account? [Login](#)

Student Profile

- ▶ Enter Birthdate
- ▶ Complete Profile
 - Unique Username
 - Password
 - 6 characters
 - 1 special character or number
- ▶ Agree to Terms of Service

The screenshot shows a registration form titled "Register" with two tabs: "Student/Learner" (selected) and "K12 Teacher". The form includes the following fields and options:

- Birthdate:** Three dropdown menus for "Month", "Day", and "Year".
- First Name:** Text input field.
- Last Name:** Text input field.
- Email Address (optional):** Text input field.
- Username:** Text input field with a help icon (?) on the right.
- Create a Password:** Text input field.
- Retype Password:** Text input field.
- Show password
- I agree to the [terms of service](#)
- Next:** A dark grey button with white text, highlighted by a hand-drawn black arrow.
- Already have an account? [Login](#)**: Text at the bottom right.

Student Dashboard

Past Courses

Add a Course

Course Code

Add

Current Courses



EVERFI Financial Literacy •

Current Module	Financial Literacy - Survey 2
Group	5th Hour-Fall, 2018
Certificate	Complete the course to get your certificate of completion.
Implementation Period	Full Year 2018-2019

Course Progress

Continue

Your Dashboard

The dashboard features a top navigation bar with the following elements:

- Invite a Teacher** (button)
- Help** (text)
- Teacher Of the Year** (dropdown menu)

The main navigation bar includes the following tabs:

- Dashboard** (active)
- Classes and Codes**
- Reports** (dropdown)
- Students** (dropdown)
- Resources**

The **Courses +** section contains a sub-menu with the following options:

- MassMutual | FutureSmart (with a help icon)
- MassMutual | FutureSmart
- CLASSES** (with a group of people icon)
- REPORTS** (with a document icon)
- CREATE CLASS** (with a plus icon)
- VIEW COURSE** (with a graduation cap icon)

Below the sub-menu is a link: [How to Create a Class](#)

The **Additional Courses** section is represented by a large blue plus sign and the text "Additional Courses".

The **Tips and Tricks** sidebar contains the following items:

- Teacher Center Tour
- Getting Students Started
- Course Standards Alignments
- Troubleshooting Tips
- Contact Tech Support

The **Your School Info** sidebar contains the following information:

Your School Name
City, State

Questions, comments, feedback? Contact Hunter Gros at
hunter@everfi.com

Your Dashboard

The dashboard features a top navigation bar with the following elements:

- Invite a Teacher** (button)
- Help** (text)
- Teacher Of the Year** (dropdown menu)

The main navigation bar includes the following tabs:

- Dashboard** (active)
- Classes and Codes**
- Reports** (dropdown)
- Students** (dropdown)
- Resources**

The main content area is titled **Courses +** and contains:

- A **Additional Courses** section with a large blue plus sign and an arrow pointing to the **Students** dropdown menu.
- A **How to Create a Class** section with four buttons: **CLASSES**, **REPORTS**, **CREATE CLASS**, and **VIEW COURSE**.

On the right side, there are two informational sections:

- Tips and Tricks**:
 - ✓ Teacher Center Tour
 - ✓ Getting Students Started
 - ✓ Course Standards Alignments
 - ✓ Troubleshooting Tips
 - ✓ Contact Tech Support
- Your School Info**:
 - Your School Name
 - City, State
 - Questions, comments, feedback? Contact Hunter Gros at hunter@everfi.com.

Your Dashboard

FUTURE GOALS™

Grades — 5-7

Time — 3-4 hr

Subject Fit — Math, Science, CTE

In Hockey Scholar, students see science, engineering & math concepts come to life through the fast-paced game of hockey. This course introduces students to the many real-life applications of STEM.

supported by:



+ Add Course

Healthier Me Wellness Fundamentals for Middle School

Grades — 6-8

Time — 20-30 mins

Subject Fit — Health

This course educates middle school students on the importance of eating well through fun, interactive activities.

supported by:



+ Add Course

Ignition Digital Literacy and Responsibility

Grades — 6-9

Time — 3-4 hr

Subject Fit — Social Studies, CTE

With technology becoming increasingly ubiquitous, it's critical that students know how to navigate digital life. In Ignition, students will learn about fair use of information, effective search practices, securing a digital identity, and much more.

supported by:



+ Add Course

Demo Video

CHARACTER PLAYBOOK XX

Grades — 7-9

Time — 2-3 hr

Subject Fit — Health

This course is intended to educate middle school students on healthy relationships,

Radius Math & Coding

Grades — 8-10

Time — 4-5 hr

Subject Fit — Math, Science, CTE

As one of the best digital STEM courses on the market, Radius is a great supplement for any Science or Math classroom. In

EVERFI Financial Literacy

Grades — 9-12

Time — 6-8 hr

Subject Fit — Economics, Math, CTE

Financial capability is an increasingly important skill, and this course builds that in a fun and engaging way. In EverFi.

Your Dashboard

The dashboard features a top navigation bar with the following elements:

- Invite a Teacher** (button)
- Help** (text)
- Teacher Of the Year** (dropdown menu)

The main navigation bar includes:

- Dashboard** (selected)
- Classes and Codes**
- Reports** (dropdown)
- Students** (dropdown)
- Resources**

The main content area is titled **Courses +** and contains:

- A sidebar with a **MassMutual | FutureSmart** logo and a grid of four buttons: **CLASSES**, **REPORTS**, **CREATE CLASS**, and **VIEW COURSE**. A black arrow points to the **VIEW COURSE** button.
- A central box with a large blue plus sign and the text **Additional Courses**.
- A **Tips and Tricks** section with a list of five items, each with a checkmark icon:
 - Teacher Center Tour
 - Getting Students Started
 - Course Standards Alignments
 - Troubleshooting Tips
 - Contact Tech Support
- A **Your School Info** section with the following text:
 - Your School Name
 - City, State
 - Questions, comments, feedback? Contact Hunter Gros at
 - hunter@everfi.com (with an email icon)A black arrow points to the email address.

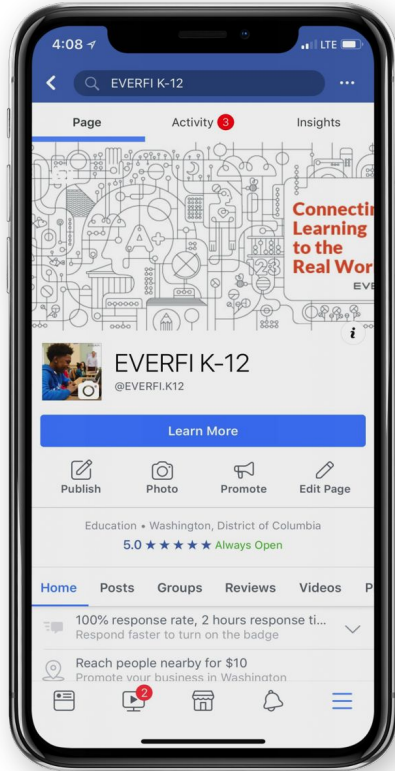
Your EVERFI Team



Your Local Schools Manager

- Support Specific to your District
- Deep Understanding of State Standards Alignment and Regional Usage
- Dedicated Training and Professional Development

Stay Connected



Like the [K-12 Facebook Page](#) + Join our **Connected Educator Group** for lesson sharing, regular updates, and upcoming events

[@EVERFIK12 Twitter](#) account shares lesson ideas, new or updated resources, and Teacher/Student Features (tag us!)

Questions?



EVERFI

EDUCATION FOR THE REAL WORLD

