

Remote Learning Best Practices

Continue Student Learning
Outside the Classroom



Poll:

**How prepared do you feel to create
remote learning plans?**

But first, housekeeping.

Audio

Listen through your computer speaker or by calling 866-901-6455, access code: 587-728-587.

Questions

Type in the questions box and we'll get to your questions in real time or address them during the Q&A.

Social

Find us on Twitter @EVERFIK12 and use #EVERFIempowers and #remoteteaching if you share out!

A recording will be emailed to you after the webinar.

Today's Agenda

1

Introductions

2

EVERFI's Remote Learning Resources

3

Quick EVERFI Tutorial

4

Tips, Tricks & Best Practices

5

Q & A

Introductions



Eileen Lennon

Rockaway, NY
Technology Teacher
Facilitator of EverFi Micro-Credential

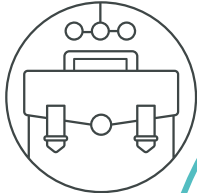


Lauren Pingul

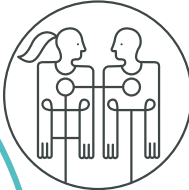
Romeoville, IL
Former High School Teacher
EVERFI Implementation Expert

Whole Child Education, No Cost to Educators

Career Readiness



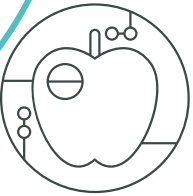
Social and Emotional Learning



Financial Capability



Health and Wellness



Remote Learning Resources


Lauren Pingul
Sr. Implementation Manager

Financial Education	STEM & Career Exploration	Social Emotional Learning	Health & Wellness	Early Learning	Cultural Literacy
Vault Understanding Money 4-6 th Grade	Future Goals Hockey Scholar – Math Edition 4-7 th Grade	The Compassion Project 2nd-4 th Grade	Healthier Me Nutrition & Wellness 1st-4 th Grade & 6-8 th Grade	WORD Force Literacy Adventure K-2nd Grade	306 African-American History 9-12 th Grade
FutureSmart 6-8 th Grade	Future Goals Hockey Scholar – Science Edition 4-7 th Grade	Ignition Digital Wellness & Safety 6-9 th Grade	Mental Wellness Basics 8-10 th Grade	Summer Slugger Math & Literacy 4-5 th Grade	
Venture Entrepreneurial Expedition 7-10 th Grade	Endeavor STEM Literacy & Career Exploration 7-9 th Grade	Character Playbook Character Education 7-9 th Grade	AlcoholEdu 9-12 th Grade		
EVERFI Financial Literacy 9-12 th Grade	Keys To Your Future College & Career 9-12 th Grade	Honor Code Bullying Prevention 8-10 th Grade	R^x Drug Safety 9-12 th Grade		
Marketplaces Investing Basics 9-12 th Grade					

From the Trenches

My favorites for 6th graders:


- *Ignition*
- *Character Playbook*
- *FutureSmart*



From the Trenches

My Favorites for Students with Exceptionalities:

- *Compassion Project*
- *Vault*
- *Healthier Me*



Your Remote Learning Kit

- Teacher Registration Guide
- Student Registration Handout
- Outline of Courses by Grade Level
- Paper-Based Send Home Activities
- More!

Getting Access

Lauren Pingul
Senior Implementation Manager


Login

everfi.com/login

Sign In

[Forgot password?](#)

SSO/Clever Login



Select the EVERFI app on your Clever homepage

Register

everfi.com/newteacher

- ▶ Find Your State
- ▶ Enter Your School

The screenshot shows the registration interface for K12 Teachers. At the top, the word "Register" is written in red. Below it are two buttons: "Student" (light blue) and "K12 Teacher" (dark blue). The "K12 Teacher" button is highlighted with a white speech bubble. Underneath, the text "Find Your School:" is followed by the instruction "Please select a state and search for your school." A dropdown menu is present with "State/Province" and a downward arrow. Below the dropdown, there is a link that says "Can't find your school?" and a dark grey button labeled "Next". A black arrow points from the "Next" button to the "Can't find your school?" link. At the bottom, the text "Already have an account? [Login](#)" is visible.

Your Profile

- ▶ Complete Your Profile
- ▶ Select a Course
- ▶ Agree to Terms of Service

Register

Student | **K12 Teacher**

First Name | Last Name

Enter your school email address

Create a Password

Password Confirmation

Show password

Select a course ?

I agree to the [terms of service](#)

Next

View the EVERFI Course Catalog

The screenshot displays the EVERFI Course Catalog website. The top navigation bar includes 'HOME', 'CATALOG', and 'SUPPORT' on the left, and 'INVOKE A TEACHER' buttons on the right. A blue 'Add Course' button with a plus icon is highlighted on the left sidebar by a black arrow. The main content area is divided into 'Featured' and 'Recently Updated' sections. The 'Featured' section contains two course cards: 'Ignition *NEW*' (with a '+ ADD' button and a black arrow pointing to it) and 'EVERFI *NEW*' (with a '✓ ADDED' button). The 'Recently Updated' section contains three course cards: 'Digital Wellness & Safety, Grades 6-9' (with 'Ignition *NEW*' and '+ ADD'), 'Financial Literacy for High School, Grades 9-12' (with 'EVERFI *NEW*' and '✓ ADDED'), and 'College and Career Readiness, Grade 9-12' (with 'Keys To Your Future' and '✓ ADDED'). A 'Future Goals' section is partially visible on the left, and a 'REMOVE' button is visible on the right. The EVERFI logo is present at the bottom left and within the course cards.

HOME CATALOG SUPPORT INVOKE A TEACHER

HOME CATALOG SUPPORT INVOKE A TEACHER

Future Goals

Grade: 5, 6, 7
Subject: CTE, Math, S

Ignition *NEW*

+ ADD

Grade: 6, 7, 8, 9
Subject: CTE, Social Studies

EVERFI
Supported By

EVERFI *NEW*

✓ ADDED

Grade: 9, 10, 11, 12
Subject: Economics, Math, CTE

EVERFI
Supported By

Recently Updated

Digital Wellness & Safety, Grades 6-9

Ignition *NEW*

+ ADD

Grade: 6, 7, 8, 9
Subject: CTE, Social Studies

Teach modern digital health concepts like digital emotional intelligence, digital dependency, and evaluating content for accuracy & perspective.

EVERFI
Supported By

Financial Literacy for High School, Grades 9-12

EVERFI *NEW*

✓ ADDED

Grade: 9, 10, 11, 12
Subject: Economics, Math, CTE

Updated and gamified - Students develop a savings and investing plan, create a budget, track expenses, and make informed financial decisions.

EVERFI
Supported By

College and Career Readiness, Grade 9-12

Keys To Your Future

✓ ADDED

Grade: 12, 9, 10, 11
Subject: Advisory Period, Counseling, CTE, Social Studies

Empower students to make informed, goal-oriented decisions about their futures whether preparing for higher-education or embarking on a career.

UBS Financial Education Program
Supported By

X REMOVE

d applications of

EVERFI

Dive Into the Course Experience

The screenshot displays the user interface for managing courses. At the top, a dark blue navigation bar contains links for HOME, CATALOG, and SUPPORT, along with an INVOKE A TEACHER button. Below this, a secondary blue bar features tabs for COURSES, CLASSES, STUDENTS, and REPORTS. The main content area includes an 'Add Course' button and a course card for 'Financial Literacy for High School, Grades 9-12'. The course card shows the title 'EVERFI - Classic', grade levels (9, 10, 11, 12), and subject (Economics, Math, CTE). It offers three actions: 'CREATE CLASS', 'VIEW COURSE', and 'RESOURCES'. A black arrow points to the 'VIEW COURSE' button. Below the buttons, the text 'Course Details' is followed by a description: 'Teach students about banking, budgeting, saving, FAFSA and investing. (A newer version of this course is available.)' The EVERFI logo and 'Supported By' text are at the bottom left of the course card.

HOME CATALOG SUPPORT INVITE A TEACHER

COURSES CLASSES STUDENTS REPORTS

+ Add Course

Financial Literacy for High School, Grades 9-12

EVERFI - Classic X REMOVE

Grade: 9, 10, 11, 12
Subject: Economics, Math, CTE

CREATE CLASS VIEW COURSE RESOURCES

Course Details

Teach students about banking, budgeting, saving, FAFSA and investing. (A newer version of this course is available.)

EVERFI
Supported By

View Teacher Resources

The screenshot displays the EVERFI user interface. At the top left is the EVERFI logo. At the top right, there is a 'Help' icon and a user profile for 'Cory Benavente'. A central modal window titled 'Resources' is open, listing the following items:

- Reflection Questions
- Glossary
- Module 4: Investing in You - Lesson Plan
- Standards Alignment
- Module 3: Ways to Pay - Transaction Type Worksheet
- Module 2: Smart Shopping - Celebration Budget Worksheet
- Curriculum Guide
- Course Outline
- Module 1: Welcome Mayor! - Lesson Plan
- Module 4: Investing in You - College and Career Planning Worksheet
- Module 4: Investing in You - Assessment Answer Key
- Module 5: Growing a Business - Lesson Plan
- Module 5: Growing a Business - Building a Business

The background shows two course cards. The first is 'The Compassion Project', which is for Grade 2, 3, 4 and the subject is ELA, Morning Meeting. It is supported by 'Palace'. The second is 'FutureSmart', for Grade 6, 7, 8 and the subject is Business, Economics, Social Studies. It is also supported by 'Palace'. Both cards include a 'REMOVE' button.

Creating Your Class Codes

The screenshot displays the EVERFI website interface. At the top, the EVERFI logo is on the left, and a user profile for Eric Johnson is on the right. A navigation bar contains links for HOME, CATALOG, and SUPPORT, along with an INVITE A TEACHER button. Below this is a secondary navigation bar with links for COURSES, CLASSES, STUDENTS, and REPORTS. A prominent blue button labeled '+ Add Course' is positioned above a list of courses. The first course listed is 'Financial Literacy for High School, Grades 9-12'. This course entry includes the text 'EVERFI *NEW*', a grade level of 'Grade: 10, 11, 12, 9', and a subject list: 'Subject: CTE, Economics, Financial Education, Math'. To the right of the course title are three buttons: 'CREATE CLASS' (highlighted with a green background and a black arrow), 'VIEW COURSE', and 'RESOURCES'. A 'REMOVE' link is also present. Below the course title is the 'Course Details' section, which contains a paragraph describing the program. The second course listed is 'Digital Wellness & Safety, Grades 6-9', which includes the text 'Ignition *NEW*', a grade level of 'Grade: 6, 7, 8, 9', and similar 'CREATE CLASS', 'VIEW COURSE', 'RESOURCES', and 'REMOVE' options.

Creating Your Class Codes

EVERFI ? Help Eric Johnson

← Select Courses Add

Endeavor - STEM Career Exploration, Gr...
Endeavor
Grade: 6, 7, 8, 9
Subject: CTE, Social Studies
This course encourages students to reflect on the role of STEM in their world and how their interests, skills, and aptitudes could connect them...[show more](#)

Financial Literacy for High School, Grad...
EVERFI *NEW*
Grade: 10, 11, 12, 9
Subject: CTE, Economics, Financial Education, Math
EVERFI: Financial Literacy for High School is a digital financial education program that teaches students how to make wise financial decisions t...[show more](#)

Digital Wellness & Safety, Grades 6-9
Ignition *NEW*
Grade: 6, 7, 8, 9
Subject: Advisory Period, CTE, Health
Teach modern digital health concepts such as digital emotional intelligence, digital dependency, online privacy, and evaluating content for accu...[show more](#)

Creating Your Class Codes

X Create Class

Create

Class Name

Create a name for this class

Start Date

Select the date you plan to start

Class Size

Select the number of students

Grade Level

Select a grade level for this class

Courses

Add courses to this class

Ignition *NEW*

EVERFI *NEW*

FutureSmart

Creating Your Class Codes

The screenshot displays the EVERFI user interface. At the top left, the EVERFI logo is visible. The navigation bar includes 'HOME', 'CATALOG', and 'SUPPORT'. The user's name, 'Eric Johnson', is shown in the top right corner. A modal window titled 'Registration Code' is open in the center, showing the code '5aeb1962' in a text box with a 'Copy' button next to it. Below the code, it states: 'Registration Code for All Courses' and 'Students who register using this code will see all courses in this class'. There is also a link for 'Show Registration Code for Individual Courses' with the note 'Students who register using individual registration codes will only see one course'. In the background, the 'Eric's Homeroom Advisory' section is visible, featuring a 'REGISTRATION CODE' button, 'Edit', and 'Hide' options, and a 'Students' list area.

Student Registration

everfi.com/register

- ▶ Enter Course Code

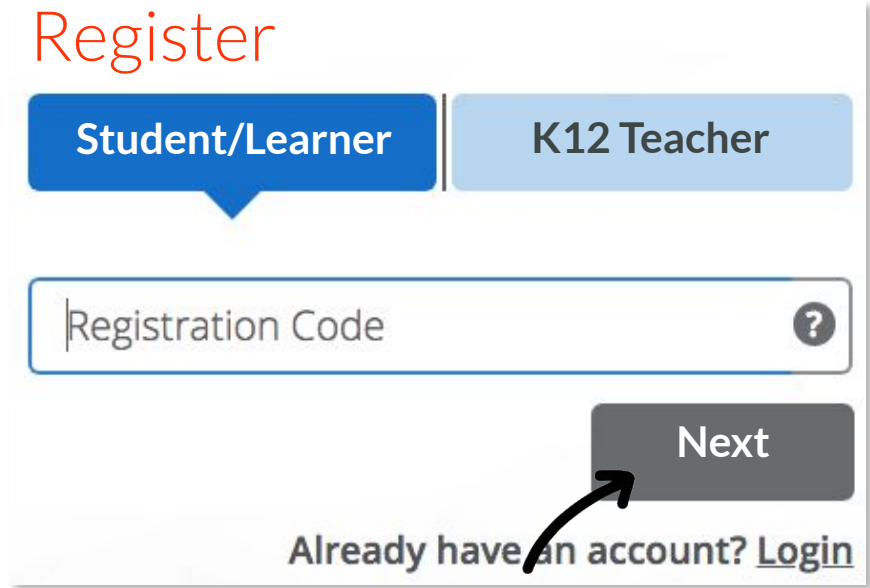
Register

Student/Learner | K12 Teacher

Registration Code ?

Next

Already have an account? [Login](#)




Student Profile

- ▶ Enter Birthdate
- ▶ Complete Profile
 - Unique Username
 - Password
 - 6 characters
 - 1 special character or number

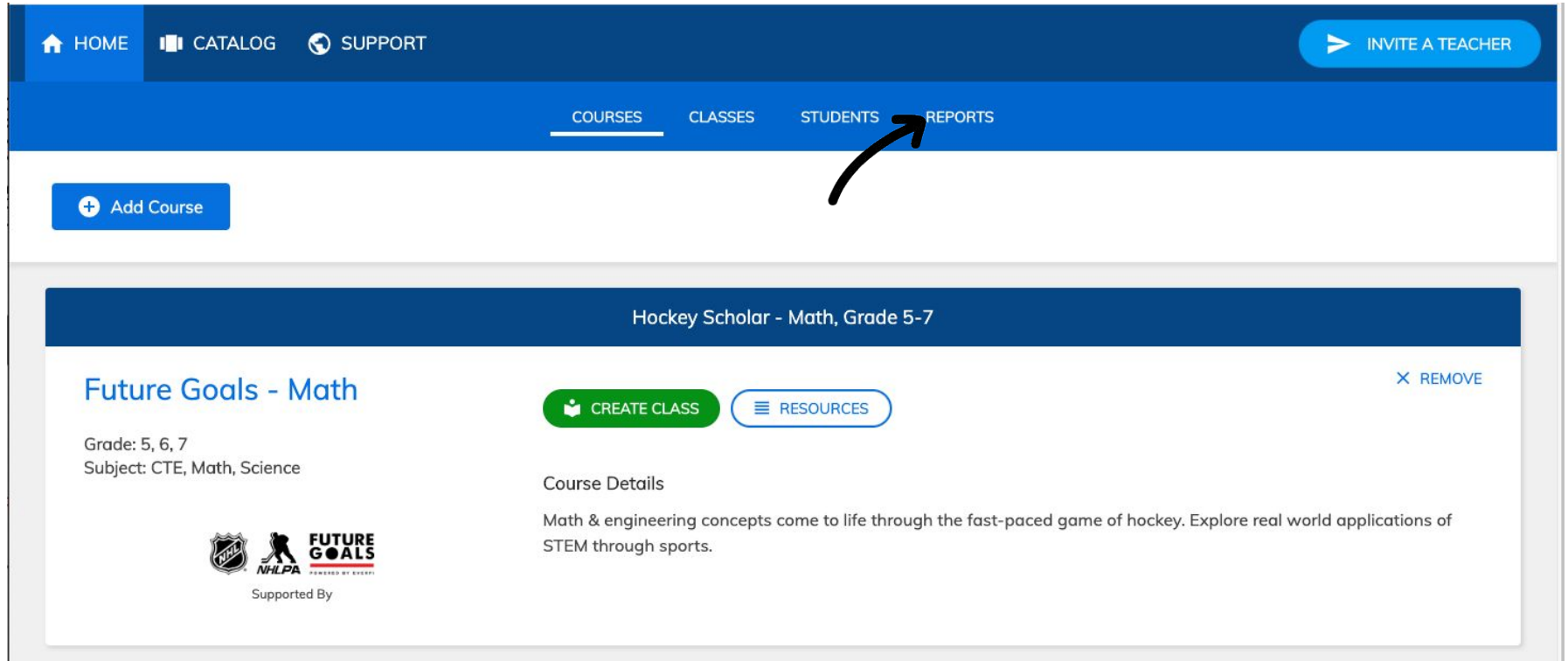
The screenshot shows a registration form titled "Register" with two tabs: "Student/Learner" (selected) and "K12 Teacher". The form includes the following fields and options:

- Birthdate:** Three dropdown menus for Month, Day, and Year.
- First Name:** Text input field.
- Last Name:** Text input field.
- Email Address (optional):** Text input field.
- Username:** Text input field with a help icon (?) on the right.
- Create a Password:** Text input field.
- Retype Password:** Text input field.
- Show password
- I agree to the [terms of service](#)
- Next:** A dark grey button with white text, highlighted by a hand-drawn black arrow.
- Already have an account? [Login](#)**

SSO/Clever Student Registration



Viewing Student Progress



The screenshot shows the EverFI user interface. At the top, there is a dark blue navigation bar with icons and text for 'HOME', 'CATALOG', and 'SUPPORT'. On the right side of this bar is a button labeled 'INVITE A TEACHER'. Below this is a lighter blue horizontal menu with tabs for 'COURSES', 'CLASSES', 'STUDENTS', and 'REPORTS'. A black arrow points to the 'REPORTS' tab. To the left of the main content area is a blue button labeled '+ Add Course'. The main content area has a dark blue header for the course 'Hockey Scholar - Math, Grade 5-7'. Below this, the course title 'Future Goals - Math' is displayed in blue. To the right of the title are two buttons: a green 'CREATE CLASS' button and a blue 'RESOURCES' button. Further right is a blue 'X REMOVE' link. Below the title, the course details are listed: 'Grade: 5, 6, 7' and 'Subject: CTE, Math, Science'. At the bottom left, there are logos for the NHL and NHLPA, with the text 'FUTURE GOALS' and 'POWERED BY EVERFI' above the 'Supported By' text. To the right of these logos, the 'Course Details' section contains the text: 'Math & engineering concepts come to life through the fast-paced game of hockey. Explore real world applications of STEM through sports.'

Viewing Student Progress

HOME CATALOG SUPPORT INVOKE A TEACHER

COURSES CLASSES STUDENTS REPORTS

Report ▾

- Ignition *NEW*
- EVERFI *NEW*
- Keys To Your Future
- The Compassion Project
- FutureSmart
- 306

All EVERFI *NEW* Classes Certified and Not Certified e Hidden Students This Year

Search by Name

Showing 1 to 2 of 2 entries Previous 1 Next Save as CSV

Details	First Name	Last Name	Login	Banking Basics	Banking Basics	Budgeting	m05-a05-p02	m05-a07	Income and Em...	Credit and Debt	Certified
View	Justin	Windholtz	cbenavente+l...								NO
View	Roshi	Razavi	cbenavente+t...								NO

Accessibility

- Computers
- iPads
- Smart Phones
- Offline Lessons

Student Analysis: Exploring More Bank Investing Products

Instructions: Choose another investment product offered by banks and complete the analysis below .

Name: _____ Date: _____

Name of the investment product offered by a bank?

What are the requirements and limitations of this investment product?

Accessibility

Future Goals Hockey Scholar Hands-On Science Activity



Hands-On Science Activity

Dear Parent,

Your student has been taking the Future Goals - Hockey Scholar™ online course, in partnership with the National Hockey League (NHL®) and the National Hockey League Players' Association (NHLPA).

This course uses the game of hockey to teach students about important science concepts.

MAKE A RINK

How do arenas get the temperature of ice just right before a hockey game? If it's too cold, the ice can be harder than it should be and break apart. If it's too warm, the ice can be soft and get slushy when players skate across it. Ice should be smooth as glass but soft so that players' skates can dig in as they change directions.

Build your own ice rink to find out the best temperature.

Level: Easy

Time: 30 minute prep time the night before + 15 minutes

MATERIALS

- 6 Cups of Water
- Butter Knife
- Pencil/Pen
- 9x13 Cake Pan
- Small Pot
- Timer

PREP (To be done the night before)



- 1 In a small pot, boil 6 cups of water. This will remove trapped air molecules from the water.

Remote Learning Tips

Eileen Lennon
Technology Teacher
Facilitator of EverFi Micro-Credential

From the trenches

Tip:

Keep class names short and sweet.

Class 601	REGISTRATION CODE
Courses: Character Playbook, Ignition *NEW*, Future Goals - Math, Future Goals - Science, FutureSmart	Students
Class 602	REGISTRATION CODE
Courses: Character Playbook, Ignition *NEW*, Future Goals - Math, Future Goals - Science, FutureSmart	Students
Class 603	REGISTRATION CODE
Courses: Character Playbook, Healthier Me: Elementary School, Ignition *NEW*, Future Goals - Math, Future Goals - Science, FutureSmart	Students

From the trenches

Tip:

Set a protocol for usernames.

C, max

maxc691

d, nick

nickd691

L, HAILEY

haileyl691

m, luke

lukem691

From the trenches

Tip:

Set a schoolwide password

team74

From the trenches

Tip:

Display the codes for each class somewhere in your classroom or online

Everfi Codes

601 fbbf8cb3

602 a3abda32

603 1b24531c

604 9803bfb4

605 09badbb9

621 0c206c9c

623 875840f5

From the trenches



Tip:

70 is the new 100

First Name	Last Name	Login	Module 1: Conne...	Module 2: Safety ...	Module 3: Screen...
Alice	L	aliceI605	100	100	80
Anna	L	annaI605	100	100	80
Benjamin	T	benjamint605	100	100	80
Brian	L	brianI605	80	100	60
Catherine	L	catherinel605	100	100	100
cody	w	codyw605	80	100	80
Daniel	H	danielh605	100	100	100
Daniel	L	daniell605	80	100	80

From the trenches

- I made badges!





Remote Learning FAQs

Lauren Pingul
Senior Implementation Manager

How do I prepare students & parents?

- **Set clear expectations**, whether that is remotely through communication with parents & students or in class
- Log your kids into programs now and do a practice run -- if you're still in session
- Create an FAQ document to send to parents about your remote learning plans

How do I get this information to students?

- If your school or district has a system in place, use it
- If not, Google Classroom is a great way to share information about lessons
- Wherever you do post/send info to families, remember the basics for student registration:
 - Visit everfi.com/register
 - Enter Class Code
 - Create Account
 - Get Started!

How do I hold students accountable?

- EVERFI lessons have quizzes built-in
- Teacher Dashboard → Reports
- Set expectations for how often you will be checking student progress
- Set clear deadlines for completing work
- Create a calendar (shared with other teachers?)
- Review deadlines and expectations in each communication with students and parents

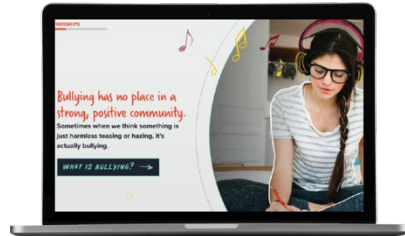
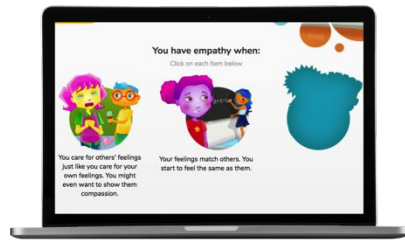
How can I offer ongoing support?

- Discussion Board
- Office Hours
- Maintain connections and some semblance of a routine

How can I support my students emotionally?

- Call out the stress/anxiety we're all feeling
- Stay connected & offer support
- Provide structure & routine

Social Emotional Learning




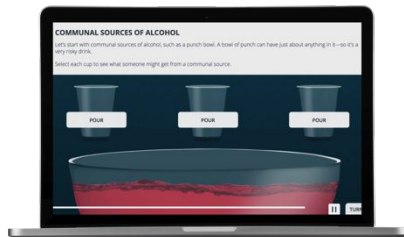
The Compassion Project
Grades 2-4

**Character Playbook:
Healthy Relationships**
Grades 7-9

**Honor Code:
Bullying Prevention**
Grades 8-10

**Ignition: Digital Wellness &
Safety**
Grades 9-12

Health & Wellness



Healthier Me Elementary + Middle School

Grades 1-4 & Grades 6-8

Mental Wellness Basics

Grades 8-10

AlcoholEdu

Grades 9-12

Prescription Drug Safety

Grades 9-12

Health and Wellness Journey

Self-directed learning journey for high school students, exploring:

- Prescription drugs
- Opioids & Other Drugs
- Alcohol
- E-Cigarettes and Vaping
- Mental Wellness

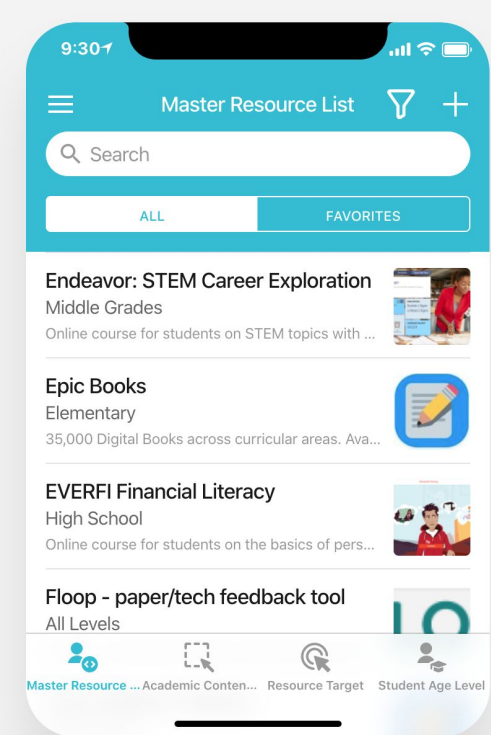
Activities consist of:

- Individual lessons
- Articles
- Fact-share
- Reflection and response
- Paired discussion

<p>DID YOU KNOW? Only 1 in 5 high school students have reported abusing prescription drugs.</p> <p>Answered: 146 Verified: 100%</p>	<p>Click Continue for Prescription Drug Safety</p> <p>Complete Lesson 2: Science of Addiction</p>	<p>My Quiz Grade</p>	<p>Use Answer Sheet</p> <p>How are opioids prescribed by a doctor?</p>	<p>Use Answer Sheet</p> <p>Read the article "Monitoring the Future: The High and Lows of Vaping"</p>	<p>Let's Read!</p> <p>Fill in The Blank</p>	<p>Fill in The Blank</p> <p>The number of 12th graders saying they vape because they're hooked more than</p>	<p>Use Answer Sheet</p> <p>In your opinion, what should the rules of e-cigarette use be?</p>	<p>WHOA!</p> <p>Within a month of daily use, opioids can start to change the ability of the brain to function normally.</p> <p>Take The National IQ Challenge!</p> <p>Visit bit.ly/daiv2020</p> <p>My Quiz Grade</p>	
<p>Use Answer Sheet</p> <p>Write 2-3 sentences about the risks of prescription drugs.</p>	<p>Record Your Quiz Grade</p>	<p>Log Into www.everfi.net</p>	<p>Record Your Quiz Grade</p>	<div style="text-align: center;"> <h2>Health & Wellness Journey</h2> <p>Project Grade for _____</p> <p>In this project, you will move through lessons on prescription drug and alcohol safety and the mental wellness connection. This is foundational information that every student needs to make smart, informed choices when it comes to their own health and wellness. As you move through the journey, keep in mind that pre-course surveys are optional.</p> <div style="display: flex; justify-content: space-around; margin-top: 20px;"> <div style="border: 2px dashed black; padding: 10px; text-align: center;"> <p>SWAP for 100</p> </div> <div style="border: 2px dashed black; padding: 10px; text-align: center;"> <p>+5 Point Bonus!</p> </div> </div> </div>					<p>Log Into www.everfi.net</p> <p>Click Get Started for Alcoholism</p> <p>Complete Lesson 1: Introduction</p>
<p>My Quiz Grade</p>	<p>Record Your Quiz Grade</p>	<p>Log Into www.everfi.net</p> <p>Click Get Started for Prescription Drug Safety: The Basics</p>	<p>Record Your Quiz Grade</p>						<p>Record two of the values goals you identified</p> <p>#1 _____</p> <p>#2 _____</p>
<p>Go to www.everfi.net and click register, Type in the class code:</p> <p>START!</p>	<p>Write Your Username & Password</p>	<p>Positive Mindset! Believing that good things are possible can improve your overall well-being.</p> <p>For example, when you believe that you deserve to be happy and that you have the ability to overcome challenges, it can help you tackle challenges with confidence. Write a 2-3 sentence response to that fact.</p> <p>Use Answer Sheet</p>	<p>Writing Prompt</p> <p>What were some of the issues students were dealing with in the module and how could they improve their situation? Can you give an example of positive or negative stress either in your life or examples that you have seen?</p> <p>Use Answer Sheet</p>	<p>Record Your Quiz Grade</p> <p>My Quiz Grade</p>	<p>Log Into www.everfi.net</p> <p>Click Get Started for Mental Wellness Basics</p> <p>Complete Lesson 1: Mental Health Basics</p>	<p>Writing Prompt With A Partner...</p> <p>What influences your choices when it comes to alcohol? How similar or different are your influences to those shown in Lesson 2: Know Your Influences?</p> <p>Use Answer Sheet</p>	<p>Record Your Quiz Grade</p> <p>My Quiz Grade</p>	<p>Record Your Quiz Grade</p>	

More Resources

- Twitter is a gold mine -- #RemoteLearning
- Quizlet
- AmazingEducationalResources.com
- COVID-19 Instructional Resources Bank:
 - <http://covid19edresources.glideapp.io>



The screenshot shows the 'Master Resource List' app interface. At the top, there's a search bar and a filter icon. Below the search bar are two tabs: 'ALL' and 'FAVORITES'. The main content area displays a list of resources:

- Endeavor: STEM Career Exploration**
Middle Grades
Online course for students on STEM topics with ...
- Epic Books**
Elementary
35,000 Digital Books across curricular areas. Ava...
- EVERFI Financial Literacy**
High School
Online course for students on the basics of pers...
- Floop - paper/tech feedback tool**
All Levels

At the bottom, there's a navigation bar with icons for 'Master Resource ...', 'Academic Conten...', 'Resource Target', and 'Student Age Level'.

COVID-19 Educational Resources
by Lynne Herr
Global Support: By Educators for Educators
SHARE APP

Coming Soon

- Remote Learning Tip Sheet from EVERFI
- Modified Offline Lesson Plans & Activities (independent work)
- Financial Literacy Month resources (online and offline)
- National Drug and Alcohol Fact Week Resources

Implementation Support



Your Local Schools Manager

- Support Specific to your District
- Deep Understanding of State Standards Alignment and Regional Usage
- Dedicated Training and Professional Development

Financial Education	STEM & Career Exploration	Social Emotional Learning	Health & Wellness	Early Learning	Cultural Literacy
Vault Understanding Money 4-6 th Grade	Future Goals Hockey Scholar – Math Edition 4-7 th Grade	The Compassion Project 2nd-4 th Grade	Healthier Me Nutrition & Wellness 1st-4 th Grade & 6-8 th Grade	WORD Force Literacy Adventure K-2nd Grade	306 African-American History 9-12 th Grade
FutureSmart 6-8 th Grade	Future Goals Hockey Scholar – Science Edition 4-7 th Grade	Ignition Digital Wellness & Safety 6-9 th Grade	Mental Wellness Basics 8-10 th Grade	Summer Slugger Math & Literacy 4-5 th Grade	
Venture Entrepreneurial Expedition 7-10 th Grade	Endeavor STEM Literacy & Career Exploration 7-9 th Grade	Character Playbook Character Education 7-9 th Grade	AlcoholEdu 9-12 th Grade		
EVERFI Financial Literacy 9-12 th Grade	Keys To Your Future College & Career 9-12 th Grade	Honor Code Bullying Prevention 8-10 th Grade	R^x Drug Safety 9-12 th Grade		
Marketplaces Investing Basics 9-12 th Grade					

Next Steps

Learn

Visit everfi.com/k12-courses

Try

Register for an account at www.everfi.com/newteacher

Try a new course. You can add from your teacher dashboard.

Share

Share with colleagues.

Share about your class on social media - tag **@EVERFIK12** and/or use **#EVERFIempowers** and **#remoteteaching**

We are
EVERFI



twitter.com/EVERFIk12



facebook.com/EVERFIk12
facebook.com/groups/EVERFIk12