

Remote Learning Tools

for Middle School



Poll:

On a scale of 1-5

How comfortable were you with distance learning tools before remote education became a necessity?

But first, housekeeping.

Audio

Listen through your computer speaker or by calling (415) 930-5229, access code: 826-009-082.

Questions

Type your questions in the box. We'll get to your questions in real time or during the Q&A. Otherwise, you'll receive a response via email within 24 hours.

Social

Find us on Twitter, Facebook and Instagram at @EVERFIK12. Share your experiences using #EVERFIempowers if you share out!

A recording will be emailed to you after the webinar.

Today's Agenda

- 1** Introductions
- 2** About EVERFI
- 3** Online & Offline Resources
- 4** Getting Started

Introductions



**Catherine
Hasbrouck**

Portland, OR
K-12 Senior Implementation Manager

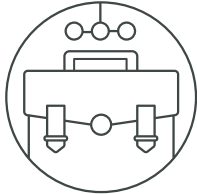


**Wyjuana
Montgomery**


Oklahoma City, OK
K-12 Senior Implementation Manager

Whole Child Education

Career Readiness



Social and Emotional Learning



Financial Capability



Health and Wellness



Partners + Sponsorship

Thanks to sponsorship from our partners

- Resources Provided at No Cost
- Unlimited Student Licenses
- Professional Development, Training & On-Going Support
- Special Events and Scholarship Opportunities

Select Regional & National Partners



| Financial Education | STEM & Career Exploration | Social Emotional Learning | Health & Wellness | Early Learning | Cultural Literacy |
|---|---|---|---|---|---|
| Vault Understanding Money 4-6 th Grade | Future Goals Hockey Scholar – Math Edition 4-7 th Grade | The Compassion Project 2nd-4 th Grade | Healthier Me Nutrition & Wellness 1st-4 th Grade & 6-8 th Grade | WORD Force Literacy Adventure K-2nd Grade | 306 African-American History 9-12 th Grade |
| FutureSmart 6-8 th Grade | Future Goals Hockey Scholar – Science Edition 4-7 th Grade | Ignition Digital Wellness & Safety 6-9 th Grade | Mental Wellness Basics 8-10 th Grade | Summer Slugger Math & Literacy 4-5 th Grade | |
| Venture Entrepreneurial Expedition 7-10 th Grade | Endeavor STEM Literacy & Career Exploration 7-9 th Grade | Character Playbook Character Education 7-9 th Grade | AlcoholEdu 9-12 th Grade | | |
| EVERFI Financial Literacy 9-12 th Grade | Keys To Your Future College & Career 9-12 th Grade | Honor Code Bullying Prevention 8-10 th Grade | R^x Drug Safety 9-12 th Grade | | |
| Marketplaces Investing Basics 9-12 th Grade | | | | | |

Educator Benefits

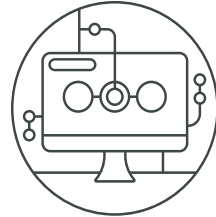
In addition to interactive, supplemental digital resources aligned to your state standards, educators also receive:



Real time Reporting
On Students'
Knowledge + Growth



Lesson Plans and
Discussion
Questions



Access to EVERFI's
Growing Library of
Digital Curriculum



Student Scholarship
Opportunities

Poll:

What is your biggest personal challenge with distance learning?

FUTURESMART

Grade Level: 6th -8th

Total Lessons: 7 lessons, 20-25 minutes each

Aligns with state and national Jump\$tart, NCSS



At-a-Glance

Through a compelling storyline in which students become the Mayor of a fictional town, they are faced with the real-life financial decisions and obstacles of their citizens. By helping their citizens with everything from budgeting for some bedroom decorations to guiding someone through the college financial aid process, students build important skills that help them to become *FutureSmart*.

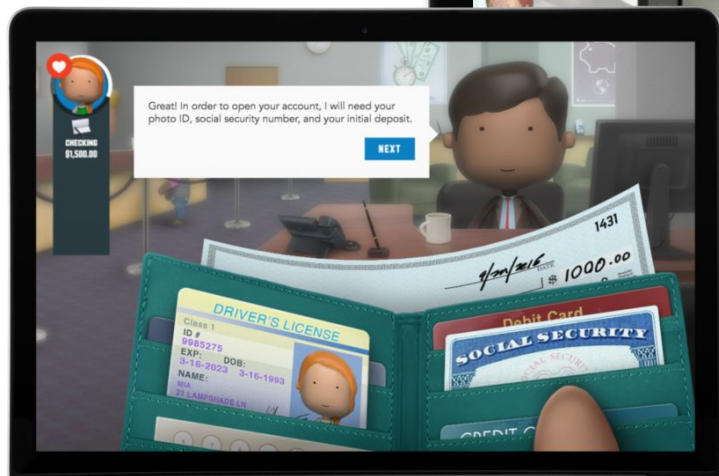
Course Highlights

- Simulation-based learning embedded with real-world decisions
- Companion mobile app to reinforce positive financial decisions
- Customizable and printable blueprint for their financial future

Course Topics

- Financial values and goal-setting
- Budgeting and opportunity costs
- Saving and investing
- Risk vs. return

Financial Literacy



Offline Resources-FutureSmart

The screenshot shows the EVERFI FutureSmart interface. On the left, there are two course cards: 'The Compassion Project' (Grade: 2, 3, 4; Subject: ELA, Morning Meeting) and 'FutureSmart' (Grade: 6, 7, 8; Subject: Business, Economics, Social Studies). Both are supported by 'Palace'. On the right, a 'Resources' menu is open, listing various materials for 'Module 4: Investing in You' and 'Module 5: Growing a Business'.

Resources

- Reflection Questions
- Glossary
- Module 4: Investing in You - Lesson Plan
- Standards Alignment
- Module 3: Ways to Pay - Transaction Type Worksheet
- Module 2: Smart Shopping - Celebration Budget Worksheet
- Curriculum Guide
- Course Outline
- Module 1: Welcome Mayor! - Lesson Plan
- Module 4: Investing in You - College and Career Planning Worksheet
- Module 4: Investing in You - Assessment Answer Key
- Module 5: Growing a Business - Lesson Plan
- Module 5: Growing a Business - Building a Business

The screenshot shows a 'Discussion Guide' for Lesson 7: Insurance. It includes sections for 'AFTER LESSON 6:', 'BEFORE LESSON 7:', and 'AFTER LESSON 7:'. Each section contains questions (Q1-Q3) and suggested activities. There are also 'Discussion Questions' and 'Lesson Overview' sections. The page number '8' is visible at the bottom.

Discussion Guide

AFTER LESSON 6:

Q1-Q3 Suggested Activity: Board Rotation

Materials: Sticky Notes • Poster Paper

Procedure: Set up posters and have students go up to the board and write down their dream career and post-secondary education/training needed.

Q1: Why would a person choose each of the following options after high school?

- Career training
- Community college
- 4-year college

Q2: Does higher education have to be expensive in order to get a high salary? Explain.

Q3: Which options for paying for post-secondary education are interesting to you? Why?

- Any that you will probably stay away from?

Discussion for Lesson 7: Insurance

Lesson Overview:
Students investigate the need for risk management in various areas of their lives. They then explore the different types of insurance and learn how they play a role in their overall risk management strategy. They will then look at various types of insurance coverage and compare their differing benefits.

Learning Objectives:
Students will be able to...

- Identify common types of risks and basic risk management methods
- Explain the role insurance can play in a risk management strategy
- Define insurance terminology
- Distinguish among the types, costs, and benefits of insurance coverage

Discussion Questions:

BEFORE LESSON 7:

Q1: Why do you think people purchase insurance?

- What do you plan to do with your money from gifts, allowance, or paychecks?

Q2: What are some risks that insurance covers?

Q3: Do you think insurance is necessary? Why or why not?

AFTER LESSON 7:

Q1: Do you think insurance is necessary? Why or why not?
(Note that this question has been asked before students took Lesson 7. Ask how many students have changed their minds and have them explain why.)

Q2: How could a person's life be impacted if they didn't have insurance (such as medical, renter's, or car) but needed it?

Q3: Imagine you are an insurance salesman, how would you advertise and pitch your assigned type of insurance to get people to buy it?

Q1-Q3 Suggested Activity: Think-Pair-Share

Materials: Sticky Notes • Poster Paper

Procedure: Students take time to think about the question. They find a partner to discuss their initial ideas with, and then share their conclusions.

Q3 Suggested Activity: Pitch Presentation

Materials: Sticky Notes • Poster Paper • Small cards with a type of insurance on each (renter's insurance, health insurance, car insurance, disability insurance, life insurance)

Procedure: In small groups, students create a poster advertising an assigned type of insurance. Then they present it to the class. Students in the audience ask questions and discuss whether or not they think this insurance is necessary. After each group presents, wrap up by summarizing the main points of the pitch discussions.

8

Financial Literacy Month

- Three, 15-minute financial literacy lessons, discussion guides, and worksheets to get the whole family involved in financial learning.
- Simply upload to Google Classroom or share via email

FutureSmart
Middle School

EVERFI Financial

We're excited to offer a bundle of activities to extend your learning as students learn skills to navigate their financial future.

Step 1 Help your student access the online lessons:

1. Go to www.everfi.com/login & click Register.
2. Add the Registration Code from your school/teacher*.
3. Set up your profile (name, username, password).
4. Click Start for FutureSmart.

* No code? Visit everfi.com/familyresources to find your school's registration code.

| Day | Topic | Activity Type | Est. |
|-----|--|---------------|------|
| 1 | Financial Personality & Smart Shopping | | |
| 2 | | | |
| 3 | | | |
| 4 | Ways to Pay | | |
| 5 | | | |
| 6 | | | |


15 min Discussion question

2 What's the difference between a debit card and a credit card? When would you use each one? How does your family usually pay for everyday purchases? What about bigger purchases?

Smart Shopping Day 2 | FutureSmart

Independent Activity: Saving and Spending Responsibly

Needs & Wants



Using the Needs & Wants poster, determine which items you would classify as a "need" or a "want." Are there any that could fall into either category? Make a case for your decisions.

Bonus: Try to think of a 3 items that could be considered a need for some people and a want for others.

Day 1 | FutureSmart

Worksheet

1: Welcome Mayor

What did you name your virtual town?

pre-assessment. Record your answers here:

?

an item?

David's room?

important to do research prior to making a purchase? What types of sources can be helpful (or not helpful) when making a spending decision?

The lesson is complete after you take the post-assessment. Record your score here:

3

Character Playbook

Building Healthy Relationships

Grade Level: 7th -9th

Total Lessons: 6 lessons, 20-25 minutes each

Aligns with NHES; CASEL SEL framework



At-a-Glance

Character Playbook is an innovative digital course that uses evidence-informed strategies to educate students on core social and emotional competencies. Using true-to-life scenarios, students learn concrete strategies for managing their emotions, communicating effectively with others and making responsible and healthy decisions.

Course Highlights

- Guided practice and scenario-based activities with targeted feedback
- National resources for students to dive deeper in specific topics

Course Topics

- Analyzing Influences
- Understanding and Managing Emotions
- Communicating Effectively
- Resolving Conflicts

Character Playbook

GIVE IT A TRY!

CONSIDER ONE OF THE FOLLOWING SITUATIONS AND PRACTICE WRITING YOUR OWN "I" STATEMENT. IT SHOULD EXPRESS HOW YOU FEEL IN A CONSTRUCTIVE WAY.

KEEPING CANCELLING
AT THE LAST MINUTE

SOMEONE ON YOUR PROJECT
TEAM NEVER COMPLETES
HIS OR HER PART OF THE
ASSIGNMENT ON TIME

YOU THINK A FRIEND IS TALKING
ABOUT YOU BEHIND YOUR BACK

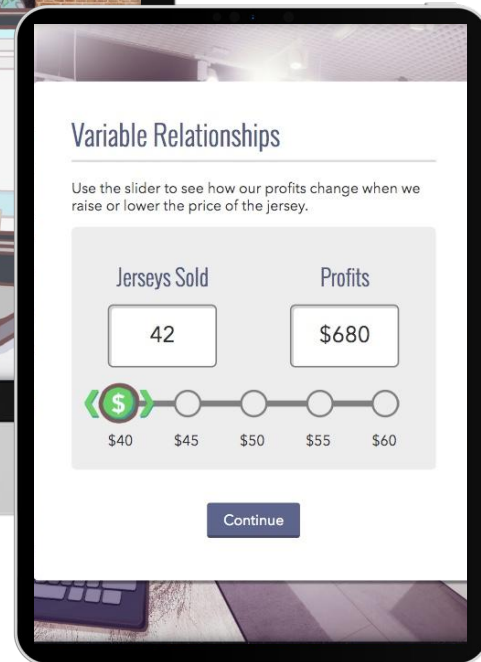
A FRIEND KEEP
POSTING PHOTOS
OF YOU WITHOUT ASKING

I feel _____ when you _____

because _____

It would help me if we could _____

STEM & the Real World



Offline Student Activities

- Reinforce digital lessons with reflection activities
- Upload to Google Classroom or share via email

4. Refuse to be a "bystander" and be a role model to others instead! If you see friends or classmates laughing along with the bully, tell them that they are contributing to the problem. Let them know that kind of behavior is not okay in your school.
5. Respect others' differences and help others to respect differences. It's cool for people to be different—that's what makes all of us unique. Join a diversity club at school to help promote tolerance in your school.
What is a difference you like about yourself?
6. Tell an adult. If you are being bullied, it's very important to tell someone you trust and talk about what's happening with your parents, or another adult.

EVERFI

High School Middle School

Name: _____

Date: _____

Social Emotional Learning Remote Learning Activities

Leadership & Courage

Learning Objectives:

- Explain risk factors that can lead to bullying.
- List techniques to handle bullying when it does occur.

Materials Needed:

- Pen or pencil
- Paper
- Optional: Props

Pre Reading: As you read you will see questions asked throughout. Jot down answers to these questions to help you with the activity at the end!

Data Collection:

My Partner's Name: _____

My Partner's Test Results:

| | Ruler measurement |
|---------|-------------------|
| Trial 1 | |
| Trial 2 | |
| Trial 3 | |

My Test Results:

| | Ruler measurement |
|---------|-------------------|
| Trial 1 | |
| Trial 2 | |
| Trial 3 | |

Data Analysis:

Who had the faster reaction time – you or your partner? How can you tell?

Planning Ahead

- 2-Week Content Playlist
- Enrichment, with Learning Objectives
- Life Skills, Self-Improvement
- Standards Alignment Available

Remote Learning Two Week Planner

Grade 6

Future Goals - Math and Science, Endeavor, Healthier Me, Character Playbook

| Day | Lesson | Est. Time | Learning Objectives | Completion <input checked="" type="checkbox"/> |
|------------------|---|-----------|---|--|
| Monday | Character Playbook Lesson 1: Analyzing Influences | 30 min | How external influences can affect thoughts/behaviors | |
| | Future Goals Math Lesson 3: The Pass | 20 min | Properties of angles and Law of Reflection | |
| Tuesday | Character Playbook Lesson 2: Understanding Emotions | 30 min | Understanding your own emotions and interpreting others' | |
| | Future Goals Math Lesson 4: The Shot | 20 min | Forces and motion, Newton's 1st Law | |
| Wednesday | Character Playbook Lesson 3: Communicating Effectively | 30 min | Learn about appropriate and effective digital communication | |
| | Healthier Me: Middle School | 20 min | Healthy eating and exercise | |
| | Future Goals Science Lesson 1: Prepare the Surface and prep Ice Rink Activity | 40 min | Phases of matter and kinetic energy | |
| Thursday | Future Goals Math Lesson 5: Speed | 20 min | Analyze relationship between speed and distance | |
| | Endeavor: Course Intro/About Me | 15 min | Learn about and identify STEM careers of interest | |
| | Make an "Ice Rink" Activity | 20 min | Experiment to extend learning about phases of matter | |
| Friday | Future Goals Math Lesson 6: Skate Blades | 20 min | Identify independent and dependent variables | |
| | Endeavor Lesson 1: Ultimate Prototype | 25 min | Learn about engineering design process | |
| | Future Goals Science Lesson 2: The Face-Off | 20 min | Relationship between kinetic and potential energy | |

Grades 7-8

FutureSmart, Honor Code, Ignition: DI

| | Est. Time | Learning Objectives | |
|------------------|--|--|--|
| ty | 30 min | Differentiate the negative and positive aspects of community | |
| | 20 min | Define and identify points, parallel & perpendicular lines | |
| | 15 min | Define bullying; Describe the potential consequences of bullying | |
| | 30 min | List steps to keep personal information private | |
| | 20 min | Measure angles in whole-number degrees using a protractor | |
| | 15 min | Describe methods to prevent bullying from being the norm | |
| | 30 min | Identify methods to create a healthy balance between online and offline time | |
| | 20 min | Define force, magnitude, direction, and friction | |
| | 15 min | Understand ways to improve the way students treat themselves and others | |
| | 30 min | Learn how to protect data online and identify three types of data | |
| | 20 min | Calculate average speed using distance and time data from multiple trials | |
| | 15 min | Learn methods for standing up for self or others when bullying occurs | |
| | 30 min | Differentiate the negative and positive aspects of a community | |
| | 20 min | Describe how to evaluate content for accuracy and bias | |
| | 20 min | Define and identify independent variables, dependent variables, and controls in an experiment | |
| | 15 min | Explain how school members can contribute (together and individually) to a positive school climate | |
| | 0 min | Identify and reflect on their personal values, habits, and mindsets | |
| | 0 min | Define and identify opportunity cost in a given scenario | |
| | 0 min | Explain the difference between kinetic energy (KE) and potential energy (PE) | |
| | 30 min | Choose when to use different available payment methods | |
| Wednesday | Future Goals Science Lesson 3: Strength | 20 min | Identify and define independent and dependent variables |
| | Future Smart Lesson 4: Investing in You | 30 min | Match personal skills and interests to various career options |
| Thursday | Future Goals Science Lesson 4: Endurance | 20 min | Describe the components and function of the respiratory and circulatory system |
| | Future Smart Lesson 5: Growing a Business | 30 min | Analyze a budget to calculate revenue, expenses, and profit/loss |
| | Future Goals Science Lesson 5: The Stick | 20 min | Define and identify variables and criteria in an engineering design task |
| Friday | Future Smart Lesson 6: Your Financial Future | 20 min | |

| Financial Education | STEM & Career Exploration | Social Emotional Learning | Health & Wellness | Early Learning | Cultural Literacy |
|---|---|---|---|---|---|
| Vault Understanding Money 4-6 th Grade | Future Goals Hockey Scholar – Math Edition 4-7 th Grade | The Compassion Project 2nd-4 th Grade | Healthier Me Nutrition & Wellness 1st-4 th Grade & 6-8 th Grade | WORD Force Literacy Adventure K-2nd Grade | 306 African-American History 9-12 th Grade |
| FutureSmart 6-8 th Grade | Future Goals Hockey Scholar – Science Edition 4-7 th Grade | Ignition Digital Wellness & Safety 6-9 th Grade | Mental Wellness Basics 8-10 th Grade | Summer Slugger Math & Literacy 4-5 th Grade | |
| Venture Entrepreneurial Expedition 7-10 th Grade | Endeavor STEM Literacy & Career Exploration 7-9 th Grade | Character Playbook Character Education 7-9 th Grade | AlcoholEdu 9-12 th Grade | | |
| EVERFI Financial Literacy 9-12 th Grade | Keys To Your Future College & Career 9-12 th Grade | Honor Code Bullying Prevention 8-10 th Grade | R^x Drug Safety 9-12 th Grade | | |
| Marketplaces Investing Basics 9-12 th Grade | | | | | |

Getting Started- Teachers

- everfi.com/newteacher
- Select your state & school
- Username & password
- Select one resource to start & add more later

The image is a screenshot of the EVERFI website's 'Educator Quick Start Guide'. It features a navigation bar with 'HOME', 'CATALOG', and 'SUPPORT'. The main content is divided into three numbered sections: 1. Locate Your School, 2. Create Your Profile, and 3. Create Your Classes. Each section includes a list of instructions and a corresponding screenshot of the registration form. The 'Register' form has tabs for 'Student/Learner' and 'K12 Teacher'. The 'Locate Your School' section shows a form with a 'State/Province' dropdown and a 'Next' button. The 'Create Your Profile' section shows a form with fields for 'First Name', 'Last Name', 'Enter your school email address', 'Create a Password', and 'Password Confirmation', along with a 'Show password' checkbox and a 'Select a course' dropdown. The 'Create Your Classes' section is partially visible at the bottom.

EVERFI

Educator Quick Start Guide

▶ Go to [EVERFI.com/newteacher](https://everfi.com/newteacher) to begin

1. Locate Your School

- Find your state/province
- Enter your school name
(if your school isn't listed, select "Can't find your school?")

2. Create Your Profile

- Enter your first & last name
- Enter your school email address
- Create & confirm your password
- Select a course from the drop-down
(You can add additional courses after logging in)
- Agree to terms of service


3. Create Your Classes

The Student Dashboard

CURRENT COURSES REMOTE COURSES PAST COURSES

Enter Course Code Add Course

306




▶ CONTINUE


Current Module: [PROGRESS](#)

Underground Railroad

Supported By:



AlcoholEDU For High School




▶ CONTINUE


Current Module: [PROGRESS](#)

Brain and Body

Supported By:




Keys To Your Future



▶ CONTINUE

The Compassion Project



▶ CONTINUE

Questions?

| Financial Education | STEM & Career Exploration | Social Emotional Learning | Health & Wellness | Early Learning | Cultural Literacy |
|---|---|--|---|---|---|
| Vault Understanding Money 4-6 th Grade Spanish French | Future Goals Hockey Scholar - Math Edition 4-7 th Grade French | The Compassion Project 2nd-4 th Grade | Healthier Me Nutrition & Wellness 1st-4 th Grade & 6-8 th Grade | WORD Force Literacy Adventure K-2nd Grade | 306 African-American History 9-12 th Grade |
| FutureSmart 6-8 th Grade Spanish | Future Goals Hockey Scholar - Science Edition 4-7 th Grade French | Ignition Digital Wellness & Safety 6-9 th Grade | Mental Wellness Basics 8-10 th Grade | Summer Slugger Math & Literacy 4-5 th Grade | |
| Venture Entrepreneurial Expedition 7-10 th Grade | Endeavor STEM Literacy & Career Exploration 7-9 th Grade | Character Playbook Character Education 7-9 th Grade | AlcoholEdu 9-12 th Grade | | |
| EVERFI Financial Literacy 9-12 th Grade Spanish | Keys To Your Future College & Career 9-12 th Grade | Honor Code Bullying Prevention 8-10 th Grade French | R^x Drug Safety 9-12 th Grade | | |
| Marketplaces Investing Basics 9-12 th Grade | | | | | |

Poll:

Which resources would most benefit your students as they adjust from a structured school environment to learning from home?

(select as many as you'd like)

Next Steps

Learn

Visit everfi.com for more information.

Use everfi.com/k-12/teacher-remote-learning/ to learn more about addressing remote learning with your students.

Try

Register for an account at www.everfi.com/newteacher

Try a new course. You can add from your teacher dashboard.

Share

Share with colleagues.

Share about your class on social media - tag @EVERFIk12 and/or use #EVERFIempowers

We are
EVERFI



[twitter.com/
EVERFIk12](https://twitter.com/EVERFIk12)



[instagram.com/
/EVERFIk12](https://www.instagram.com/EVERFIk12)



facebook.com/EVERFIK12
facebook.com/groups/EVERFIK12