

The background of the slide is a photograph of a classroom or study area. Several students are visible, some sitting at desks and others standing. The entire image is overlaid with a semi-transparent orange color. In the foreground, a student is sitting at a desk, looking at a laptop. Another student is standing next to her, leaning over and looking at the laptop screen. In the background, other students are visible, some sitting and some standing, engaged in various activities. The overall atmosphere is one of a busy, collaborative learning environment.


EVERFI

Getting Started

With EVERFI's Remote Learning Resources

Poll: What is your biggest challenge with remote learning?

- Finding and Learning New Tech Tools
- Partnering with Parents
- Collaborating with Colleagues
- Coping Personally
- Connecting with Students



But first, housekeeping.

A recording and your certificate will be emailed to you after the webinar.

AUDIO

Listen through your computer speaker or by calling (562) 247-8421, Access Code: 244-161-278.



QUESTIONS

Type in the questions box and we'll get to your questions in real time or address them during the Q&A.



SOCIAL

Find us on Twitter @EVERFIK12 and use #EVERFIempowers and #remoteteaching if you share out!



The background of the slide features a desk setup with a pen holder containing several pens, a pen lying on the desk, and a spiral-bound notebook. The entire scene is overlaid with a semi-transparent orange filter.

Agenda

1. Introductions
2. EVERFI's Remote Learning Resources
3. Quick EVERFI Tutorial
4. Tips, Tricks & Best Practices
5. Q & A



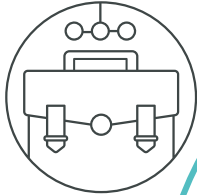
Cameron Beckham
Bossier City, Louisiana
STEM Teacher and Adjunct Professor



Meaghan Moran
Milwaukee, Wisconsin
EVERFI Implementation Expert

Whole Child Education, No Cost to Educators

Career Readiness



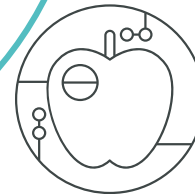
Social and Emotional Learning



Financial Capability



Health and Wellness





EVERFI


Remote Learning Resources

Financial Education	STEM & Career Exploration	Social Emotional Learning	Health & Wellness	Academic Readiness	Cultural Literacy
Vault Understanding Money 4-6 th Grade	Future Goals Hockey Scholar - Math Edition 4-7 th Grade	The Compassion Project 2nd-4 th Grade	Healthier Me Nutrition & Wellness 1st-4 th Grade & 6-8 th Grade	WORD Force Literacy Adventure K-2nd Grade	306 African-American History 9-12 th Grade
FutureSmart 6-8 th Grade	Future Goals Hockey Scholar - Science Edition 4-7 th Grade	Ignition Digital Wellness & Safety 6-9 th Grade	Mental Wellness Basics 8-10 th Grade	Summer Slugger Math & Literacy 4-5 th Grade	
Venture Entrepreneurial Expedition 7-10 th Grade	Endeavor STEM Literacy & Career Exploration 7-9 th Grade	Character Playbook Character Education 7-9 th Grade	AlcoholEdu 9-12 th Grade		
EVERFI Financial Literacy 9-12 th Grade	Keys To Your Future College & Career 9-12 th Grade	Honor Code Bullying Prevention 8-10 th Grade	R^x Drug Safety 9-12 th Grade		
Marketplaces Investing Basics 9-12 th Grade					

From the Trenches

VENTURE

- Entrepreneurship for grades 7-10
- 4 lessons, 2 hours total sit time
- Entrepreneurship, marketing, business pitch, saving start up capital



ENDEAVOR

- STEM career exploration for grades 6-9
- 6 lessons, 30 minutes each
- Personality and interests inventory, engineering design process, data analysis, video game development

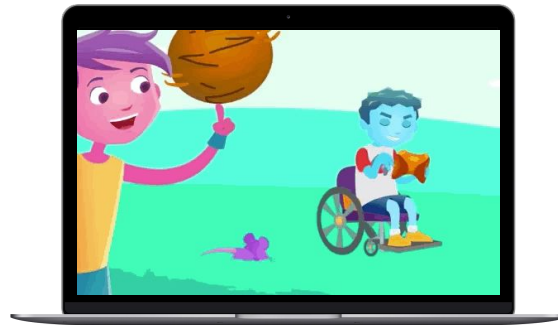
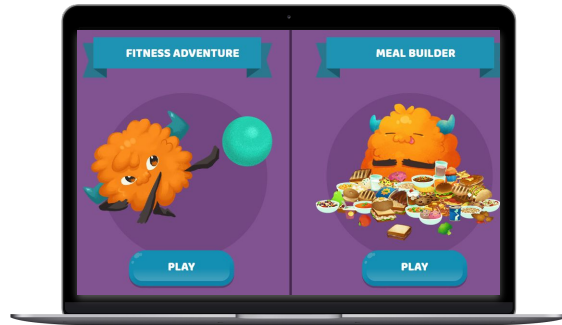
IGNITION

- Digital citizenship for grades 6-9
- 6 lessons, 20 minutes each
- Digital footprint, balancing screen time, data privacy, digital rights, evaluating content



From the Trenches of Parenthood

Favorites for younger students



HEALTHIER ME

- Nutrition for grades 1-4
- 2 lessons, 30 minutes total sit time
- Nutrition, making choices about food, physical fitness

COMPASSION PROJECT

- Social emotional learning for grades 2-4
- 3 online lessons, 30 minutes each
- 15 offline lessons and activities
- Compassion, empathy, growth mindset, mindfulness

VAULT

- Financial literacy for grades 4-6
- 6 lessons, 25 minutes each
- Banking, saving, insurance and taxes, needs vs. wants, budgeting, income and career exploration


Your Remote Learning Kit



Registration Information

Teacher & Student
Registration

Course Catalog



Grade-Specific Remote Tools

Lesson Playlists - at least
2 weeks of content!

Lesson plans and
additional activities



Lesson Planning Support

Lesson plans aligned to
each virtual lesson

Offline activities and
resources to extend
student learning



Online and Offline Resources

Offline versions of lessons
for students without
access

Blended lessons for
students with limited
access

An overhead view of a person sitting at a wooden table outdoors. On the table is a laptop displaying a bar chart, a smartphone, and a cup of coffee with a heart-shaped latte art. A large, semi-transparent orange circle is centered over the person's hands and the laptop. The text "Getting Access" is written in white, bold, sans-serif font inside this circle.

Getting Access

Log In - Live Demo

everfi.com/newteacher

Register

Student/Learner

K12 Teacher

Find Your School:

Please select a state and search for your school.

State/Province

Check this box if your school is outside the U.S. and Canada


Can't find your school? [Register here](#)

Next

Already have an account? [Login](#)

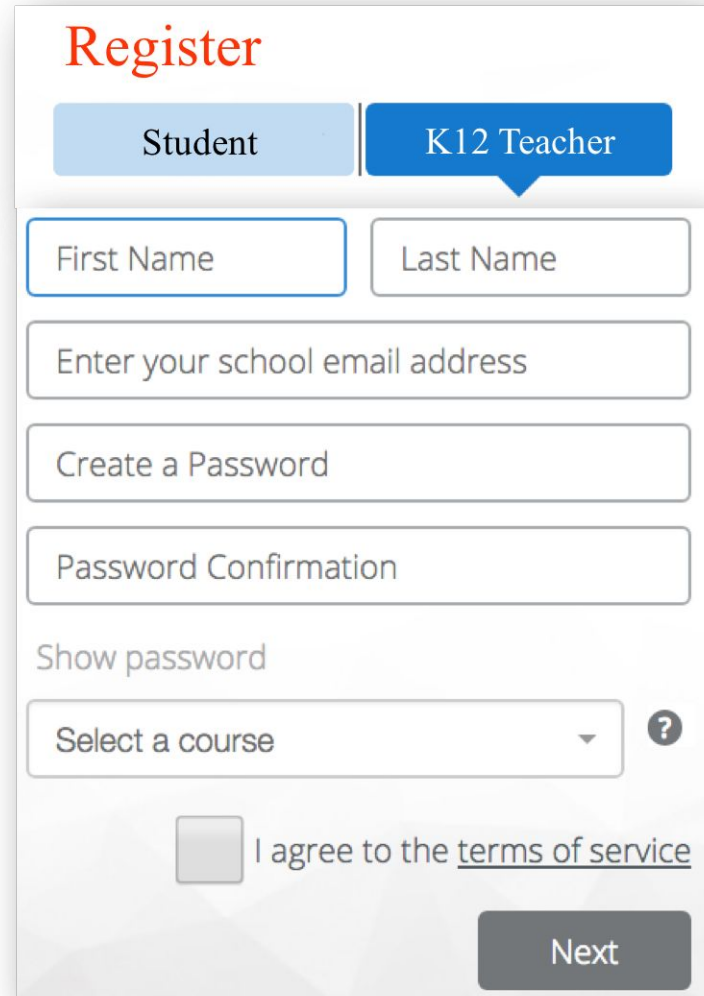
SSO/Clever Login

Select the EVERFI app on your Clever home page



Your Profile

- ▶ Complete Your Profile
- ▶ Select a Course
- ▶ Agree to Terms of Service



The image shows a registration form titled "Register" in red text. At the top, there are two buttons: "Student" (light blue) and "K12 Teacher" (dark blue). Below these are input fields for "First Name" and "Last Name". A larger text area is labeled "Enter your school email address". Another text area is labeled "Create a Password", followed by a "Password Confirmation" field. Below these is a "Show password" link. A dropdown menu is labeled "Select a course" with a question mark icon. At the bottom, there is a checkbox and the text "I agree to the [terms of service](#)". A dark grey "Next" button is at the bottom right.

Register

Student | K12 Teacher

First Name | Last Name

Enter your school email address

Create a Password

Password Confirmation

Show password

Select a course ?

I agree to the [terms of service](#)

Next

View the EVERFI Course Catalog

The screenshot displays the EVERFI Course Catalog website. The top navigation bar includes 'HOME', 'CATALOG', and 'SUPPORT' links, along with an 'INVITE A TEACHER' button. A sidebar on the left features an 'Add Course' button, which is highlighted by a black arrow. The main content area is divided into 'Featured' and 'Recently Updated' sections. The 'Featured' section contains two course cards: 'Ignition *NEW*' (with a '+ ADD' button) and 'EVERFI *NEW*' (with a '✓ ADDED' button). The 'Recently Updated' section contains three course cards: 'Ignition *NEW*' (with a '+ ADD' button), 'EVERFI *NEW*' (with a '✓ ADDED' button), and 'Keys To Your Future' (with a '✓ ADDED' button). A 'Future Goals' section is partially visible on the left, and a 'REMOVE' button is visible on the right. The EVERFI logo is present at the bottom left of the page.

HOME CATALOG SUPPORT INVITE A TEACHER

HOME CATALOG SUPPORT INVITE A TEACHER

Future Goals

Grade: 5, 6, 7
Subject: CTE, Math, S

Ignition *NEW*

+ ADD

Grade: 6, 7, 8, 9
Subject: CTE, Social Studies

EVERFI
Supported By

EVERFI *NEW*

✓ ADDED

Grade: 9, 10, 11, 12
Subject: Economics, Math, CTE

EVERFI
Supported By

Recently Updated

Digital Wellness & Safety, Grades 6-9

Ignition *NEW*

+ ADD

Grade: 6, 7, 8, 9
Subject: CTE, Social Studies

Teach modern digital health concepts like digital emotional intelligence, digital dependency, and evaluating content for accuracy & perspective.

EVERFI
Supported By

Financial Literacy for High School, Grades 9-12

EVERFI *NEW*

✓ ADDED

Grade: 9, 10, 11, 12
Subject: Economics, Math, CTE

Updated and gamified - Students develop a savings and investing plan, create a budget, track expenses, and make informed financial decisions.

EVERFI
Supported By

College and Career Readiness, Grade 9-12

Keys To Your Future

✓ ADDED

Grade: 12, 9, 10, 11
Subject: Advisory Period, Counseling, CTE, Social Studies

Empower students to make informed, goal-oriented decisions about their futures whether preparing for higher-education or embarking on a career.

UBS Financial Education Program
Supported By

X REMOVE

d applications of

EVERFI

Dive into the Course Experience

HOME CATALOG SUPPORT

INVOKE A TEACHER

COURSES CLASSES STUDENTS REPORTS

+ Add Course

Financial Literacy for High School, Grades 9-12

EVERFI - Classic

Grade: 9, 10, 11, 12
Subject: Economics, Math, CTE

EVERFI
Supported By

CREATE CLASS

VIEW COURSE

RESOURCES

X REMOVE

Course Details

Teach students about banking, budgeting, saving, FAFSA and investing. (A newer version of this course is available.)

View Teacher Resources

The screenshot shows the EVERFI website interface. At the top left is the EVERFI logo. At the top right are links for 'Help' and the user profile 'Cory Benavente'. The main content area is partially obscured by a white 'Resources' modal window. The modal lists the following resources:

- Reflection Questions
- Glossary
- Module 4: Investing in You - Lesson Plan
- Standards Alignment
- Module 3: Ways to Pay - Transaction Type Worksheet
- Module 2: Smart Shopping - Celebration Budget Worksheet
- Curriculum Guide
- Course Outline
- Module 1: Welcome Mayor! - Lesson Plan
- Module 4: Investing in You - College and Career Planning Worksheet
- Module 4: Investing in You - Assessment Answer Key
- Module 5: Growing a Business - Lesson Plan
- Module 5: Growing a Business - Building a Business

In the background, two course cards are visible. The first is 'The Compassion Project' for Grade 2, 3, 4, Subject: ELA, Morning Meeting, supported by Palace. The second is 'FutureSmart' for Grade 6, 7, 8, Subject: Business, Economics, Social Studies, supported by Palace. Both cards have a 'REMOVE' button in the top right corner.

Create Your Class Codes

The screenshot displays the EVERFI web application interface. At the top, the EVERFI logo is on the left, and user information (Help, Eric Johnson) is on the right. A navigation bar contains links for HOME, CATALOG, and SUPPORT, along with an INVITE A TEACHER button. Below this is a secondary navigation bar with links for COURSES, CLASSES, STUDENTS, and REPORTS. A prominent blue button labeled '+ Add Course' is visible. The main content area features two course cards. The first card is for 'Financial Literacy for High School, Grades 9-12', which is marked as 'EVERFI *NEW*'. It includes a 'CREATE CLASS' button (highlighted with a black arrow), 'VIEW COURSE', and 'RESOURCES' buttons, and a 'REMOVE' link. The course details describe it as a digital financial education program. The second card is for 'Digital Wellness & Safety, Grades 6-9', also marked as 'EVERFI *NEW*', and features similar 'CREATE CLASS', 'VIEW COURSE', 'RESOURCES', and 'REMOVE' options. The 'EVERFI Supported By' logo is also present on the page.

Create Your Class Codes

X Create Class

Create

Class Name

Create a name for this class

Start Date

Select the date you plan to start

Class Size

Select the number of students

Grade Level

Select a grade level for this class

Courses

Add courses to this class

Ignition *NEW*

EVERFI *NEW*

Create Your Class Codes

EVERFI Help Eric Johnson

[← Select Courses](#) Add

<input checked="" type="checkbox"/> Endeavor - STEM Career Exploration, Gr...	<input checked="" type="checkbox"/> Financial Literacy for High School, Grad...	<input type="checkbox"/> Digital Wellness & Safety, Grades 6-9
<p>Endeavor</p> <p>Grade: 6, 7, 8, 9 Subject: CTE, Social Studies</p> <p>This course encourages students to reflect on the role of STEM in their world and how their interests, skills, and aptitudes could connect them... show more</p>	<p>EVERFI *NEW*</p> <p>Grade: 10, 11, 12, 9 Subject: CTE, Economics, Financial Education, Math</p> <p>EVERFI: Financial Literacy for High School is a digital financial education program that teaches students how to make wise financial decisions t... show more</p>	<p>Ignition *NEW*</p> <p>Grade: 6, 7, 8, 9 Subject: Advisory Period, CTE, Health</p> <p>Teach modern digital health concepts such as digital emotional intelligence, digital dependency, online privacy, and evaluating content for accu... show more</p>

Create Your Class Codes

The screenshot displays the EVERFI user interface. At the top left, the EVERFI logo is visible. The navigation bar includes 'HOME', 'CATALOG', and 'SUPPORT'. The user's name, 'Eric Johnson', is shown in the top right corner. A modal window titled 'Registration Code' is open in the center, showing the code '5aeb1962' and a 'Copy' button. Below the code, it states: 'Registration Code for All Courses' and 'Students who register using this code will see all courses in this class'. There is also a link to 'Show Registration Code for Individual Courses' with the note 'Students who register using individual registration codes will only see one course'. In the background, the 'Eric's Homeroom Advisory' section is visible, featuring a 'REGISTRATION CODE' button, 'Edit', and 'Hide' options, and a 'Students' list.

Student Registration

everfi.com/register

- ▶ Enter Course Code

The screenshot shows the 'Register' page of the Everfi website. At the top, the word 'Register' is written in red. Below it are two buttons: 'Student/Learner' (dark blue) and 'K12 Teacher' (light blue). The 'Student/Learner' button is selected, indicated by a white speech bubble pointing to it. Below the buttons is a text input field labeled 'Registration Code' with a question mark icon on the right. To the right of the input field is a dark grey 'Next' button. At the bottom of the form, there is a link that says 'Already have an account? [Login](#)'.


Student Profile

- ▶ Enter Birthdate
- ▶ Complete Profile
 - Unique Username
 - Password
 - 6 characters
 - 1 special character or number

The screenshot shows a registration form titled "Register" with two tabs: "Student/Learner" (selected) and "K12 Teacher". The form includes the following fields and options:

- Birthdate:** Three dropdown menus for "Month", "Day", and "Year".
- First Name:** Text input field.
- Last Name:** Text input field.
- Email Address (optional):** Text input field.
- Username:** Text input field with a help icon (?) on the right.
- Create a Password:** Text input field.
- Retype Password:** Text input field.
- Show password
- I agree to the [terms of service](#)
- Next:** A dark grey button.
- Already have an account? [Login](#)**

SSO / Clever Student Registration



View Student Progress

HOME CATALOG SUPPORT INVITE A TEACHER

COURSES CLASSES STUDENTS **REPORTS**

+ Add Course

Hockey Scholar - Math, Grade 5-7

Future Goals - Math X REMOVE

Grade: 5, 6, 7
Subject: CTE, Math, Science

CREATE CLASS RESOURCES

Course Details

Math & engineering concepts come to life through the fast-paced game of hockey. Explore real world applications of STEM through sports.

Supported By

View Student Progress

HOME CATALOG SUPPORT INVITE A TEACHER

COURSES CLASSES STUDENTS REPORTS

Report ▾

- Ignition *NEW*
- EVERFI *NEW*
- Keys To Your Future
- The Compassion Project
- FutureSmart
- 306

All EVERFI *NEW* Classes Certified and Not Certified e Hidden Students This Year

Search by Name

Showing 1 to 2 of 2 entries Previous 1 Next Save as CSV

Details	First Name	Last Name	Login	Banking Basics	Banking Basics	Budgeting	m05-a05-p02	m05-a07	Income and Em...	Credit and Debt	Certified
View	Justin	Windholtz	cbenavente+...								NO
View	Roshi	Razavi	cbenavente+t...								NO

Accessibility

How can students access the platform?

Browser-based Lessons Available on:

- Desktop, PC
- Laptop, Macbook, Chrombooks
- Some: iPads, Smartphones
- Offline Lessons and Activities
- STEM Labs with Easy-to-find Materials

Student Analysis: Exploring the Role of Temperature in Hockey Rinks

MAKE A RINK

How do arenas get the temperature of ice just right before a hockey game? If it's too cold, the ice can be harder than it should be and break apart. If it's too warm, the ice can be soft and get slushy when players skate across it. Ice should be smooth as glass but soft so that players' skates can dig in as they change directions.


Build your own ice rink to find out the best temperature.

Level: Easy
Time: 30 minute prep time the night before + 15 minutes

MATERIALS

<input type="checkbox"/> 6 Cups of Water	<input type="checkbox"/> Butter Knife	<input type="checkbox"/> Pencil/Pen
<input type="checkbox"/> 9x13 Cake Pan	<input type="checkbox"/> Small Pot	<input type="checkbox"/> Timer

PREP (To be done the night before)

-  In a small pot, boil 6 cups of water. This will remove trapped air molecules from the water.

FUTURE GOALS™
POWERED BY EVERFI

Hands-On Science Activity

Dear Parent,

Your student has been taking the Future Goals - Hockey Scholar™ online course, in partnership with the National Hockey League (NHL®) and the National Hockey League Players' Association (NHLPA).

This course uses the game of hockey to teach students about important science concepts.



EVERFI

Remote Learning Tips

Cameron Beckham
STEM Teacher, Louisiana

Username & Passwords

Rely on familiar credentials

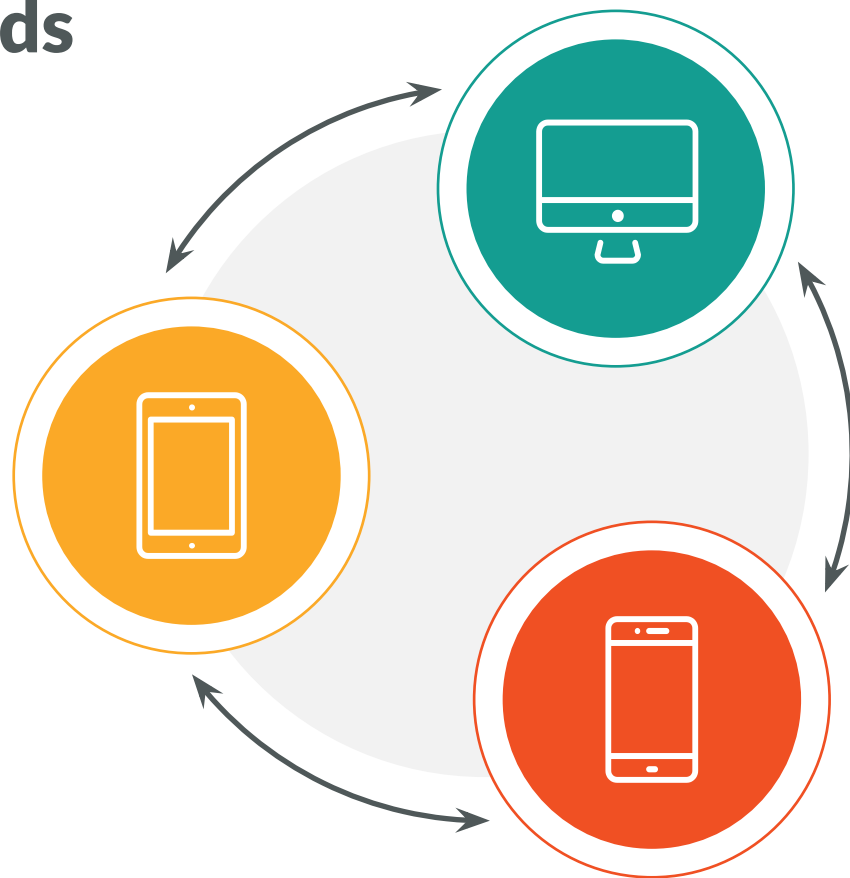
Standardize usernames

Set the same passwords

Display code & credentials

Partner with parents

If kids make two accounts...



Other Best Practices

Analytics & Insights

Informational - students can see the name

70 is the new 100

Class Names

The screenshot displays three class cards stacked vertically. Each card has a title (Class 601, Class 602, Class 603), a 'REGISTRATION CODE' button, and a list of courses. The course names are truncated and do not include scores.


- Class 601**: Courses: Character Playbook, Ignition *NEW*, Future Goals - Math, Future Goals - Science, FutureSmart
- Class 602**: Courses: Character Playbook, Ignition *NEW*, Future Goals - Math, Future Goals - Science, FutureSmart
- Class 603**: Courses: Character Playbook, Healthier Me: Elementary School, Ignition *NEW*, Future Goals - Math, Future Goals - Science, FutureSmart

Student Scoring

First Name	Last Name	Login	Module 1: Conne...	Module 2: Safety...	Module 3: Screen...
Alice	L	alice1605	100	100	80
Anna	L	anna1605	100	100	80
Benjamin	T	benjamint605	100	100	80
Brian	L	brian1605	80	100	60
Catherine	L	catherinel605	100	100	100
cody	w	codyw605	80	100	80
Daniel	H	danielh605	100	100	100
Daniel	L	daniell605	80	100	80

Visualizing Success

Teacher Designed, Student Approved!





Remote Learning FAQs

Meaghan Moran
EVERFI Implementation Manager



How do I prepare students and parents?



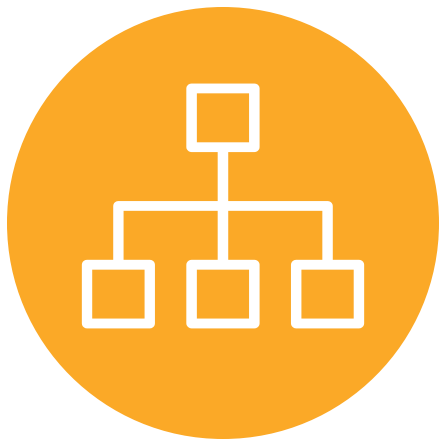
- Set clear expectations, whether that is remotely through communication with parents & students or in class
- Use multiple methods of communication whenever possible
- Create an FAQ document to send to parents about your remote learning plans
- Get the basic information to parents:
 - Visit everfi.com/register
 - Enter Class Code
 - Create Account
 - Get Started!

How do I guide students through the content?

- EVERFI lessons have quizzes built-in
- Teacher Dashboard → Reports
- Set expectations for how often you will be checking student progress. Make sure to check in on extended response prompts, for example.
- Set clear deadlines for completing work
- Create a calendar (shared with other teachers?)
- Review deadlines and expectations in each communication with students and parents

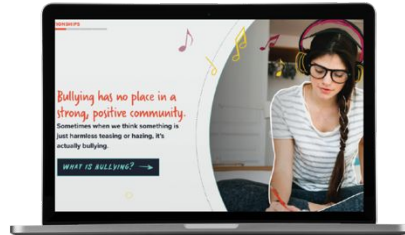
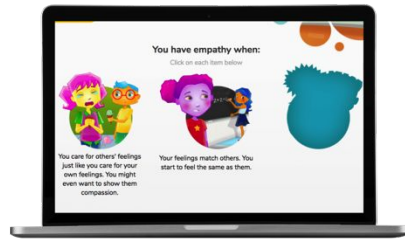


How can I support my students emotionally?



- Stay connected, meet students where they are
- Provide opportunities to socialize, connect, and have fun
- Speak directly to the discomforts we are experiencing
- Provide structure and routine

Social Emotional Learning



The Compassion Project
Grades 2-4

**Character Playbook:
Healthy Relationships**
Grades 7-9

**Honor Code:
Bullying Prevention**
Grades 8-10

**Ignition: Digital Wellness &
Safety**
Grades 9-12

Implementation Support

Your Local Schools Manager

- Support Specific to your District
- Deep Understanding of State Standards Alignment and Regional Usage
- Dedicated Training and Professional Development



Financial Education	STEM & Career Exploration	Social Emotional Learning	Health & Wellness	Early Learning	Cultural Literacy
Vault Understanding Money 4-6 th Grade	Future Goals Hockey Scholar – Math Edition 4-7 th Grade	The Compassion Project 2nd-4 th Grade	Healthier Me Nutrition & Wellness 1st-4 th Grade & 6-8 th Grade	WORD Force Literacy Adventure K-2nd Grade	306 African-American History 9-12 th Grade
FutureSmart 6-8 th Grade	Future Goals Hockey Scholar – Science Edition 4-7 th Grade	Ignition Digital Wellness & Safety 6-9 th Grade	Mental Wellness Basics 8-10 th Grade	Summer Slugger Math & Literacy 4-5 th Grade	
Venture Entrepreneurial Expedition 7-10 th Grade	Endeavor STEM Literacy & Career Exploration 7-9 th Grade	Character Playbook Character Education 7-9 th Grade	AlcoholEdu 9-12 th Grade		
EVERFI Financial Literacy 9-12 th Grade	Keys To Your Future College & Career 9-12 th Grade	Honor Code Bullying Prevention 8-10 th Grade	R^x Drug Safety 9-12 th Grade		
Marketplaces Investing Basics 9-12 th Grade					

Next Steps

A recording and your certificate will be emailed to you after the webinar.

LEARN

Visit **everfi.com** for more information about EVERFI and our resources



TRY

Register for an account at www.everfi.com/newteacher
Try a new course. You can add from your teacher dashboard.



SHARE

Share with colleagues!
Share about your class on social media - tag @EVERFIK12 and/or use #EVERFIempowers



EVERFI

For virtual learning ideas, tips, and resources, follow us:



[twitter.com/
EVERFIk12](https://twitter.com/EVERFIk12)



[instagram.com/
/EVERFIk12](https://www.instagram.com/EVERFIk12)



facebook.com/EVERFIK12
facebook.com/groups/EVERFIK12