




Quick Start Guide for students

Clever -and- ClassLink

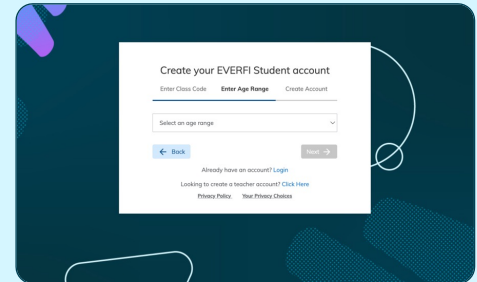
1



ACCESS EVERFI

Single sign-on (SSO) is available to streamline student registration. Select the EVERFI app on your SSO homepage or district portal.

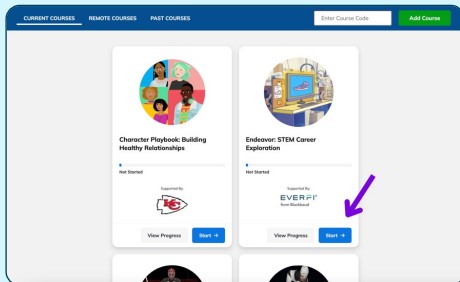
2



CREATE YOUR ACCOUNT

Select your age range from the dropdown and click "Next." Then click "Create Account" to complete your setup. You're in!

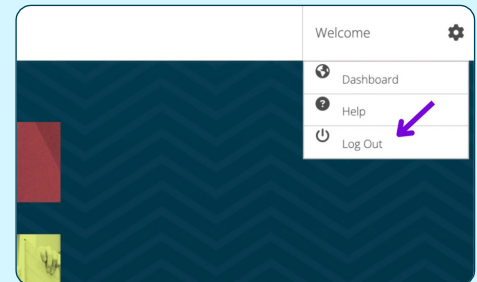
3



GET STARTED

Click "Start" on the course your teacher has assigned. Make sure your volume is on throughout the course.

4



NEXT TIME

When your class is over, go to the Settings icon on the top right corner of your screen and click "Log Out." Your progress will be saved. Next time, log back in and click "Continue" to resume.

