

Quick Start Guide for new educators



Visit EVERFI.com/NewTeacher to begin

1

LOCATE YOUR SCHOOL

Select your country & state/province and then search your school name or zip code (if your school isn't listed, click "Can't find your school?").

2

CREATE YOUR PROFILE

Enter your name, select your grade(s) & the topics you're interested in checking out, enter your school email, and then create a password.

3

ASSIGN COURSES

Explore our library of free courses and assign them to your students by clicking "+ Add to Class." If you have already created classes, you'll have the option to add courses to your existing classes.

4

GET YOUR STUDENTS STARTED

Fill out your class profile, add any additional courses, and click "Create Class." Now your students can easily get started by entering their unique registration code at EVERFI.com/Student.

PREVIEW COURSES?

Experience them for yourself by clicking the "Details" box next to a course and then selecting "Preview Course"



QUESTIONS?

Click "Chat with EVERFI support" on the bottom right corner of your educator dashboard






Quick Start Guide when SSO is available



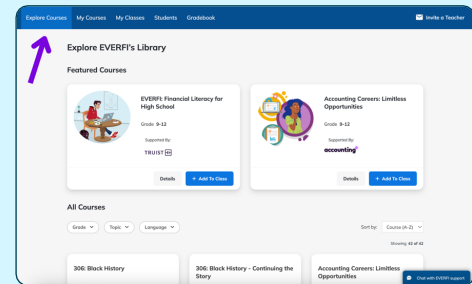
1



ACCESS EVERFI

When single sign-on (SSO) is available for your school district, select the EVERFI app on your SSO homepage or district portal.

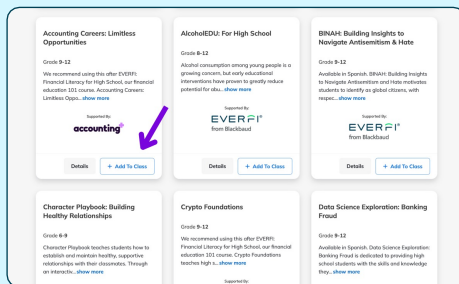
2



EXPLORE OUR COURSES

Link an existing EVERFI account (if you have one) and select the topic(s) and grade(s) you teach. Click "Explore Courses" to view course library.

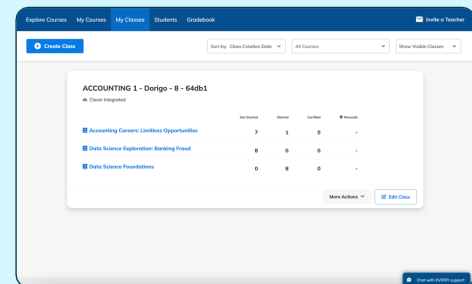
3



ASSIGN COURSES

You can now easily assign courses to your students by clicking "+ Add to Class." If you have already created classes, then you'll have the option to add courses to your existing classes.

4



GET YOUR STUDENTS STARTED

Select the desired section/class, fill out your class profile, add additional courses, and click "Create Class." Have your students select the EVERFI app in your district's SSO portal to get started.

PREVIEW COURSES?

Experience them for yourself by clicking the "Details" box next to a course and then selecting "Preview Course"



QUESTIONS?

Click "Chat with EVERFI support" on the bottom right corner of your educator dashboard

